



INTERSTATER

Flail Mower

Rev 06-11

Part No. 803213P

PART'S MANUAL

¡ATENCIÓN!

LEA EL INSTRUCTIVO

Si No Lee Ingles, Pida Ayuda a Alguien
Que Si Lo Lea Para Que le Traduzca las
Medidas de Seguridad.



An Operator's Manual was shipped with the equipment in the Manual Canister. This Operator's Manual is an integral part of the safe operation of this machine and must be maintained with the unit at all times. **READ, UNDERSTAND, and FOLLOW** the Safety and Operation Instructions contained in this manual before operating the equipment. If the Operator's Manual is not with the equipment, contact your dealer or Alamo Industrial (800-356-6286) to obtain a Free copy before operating the equipment.

ALAMO INDUSTRIAL

1502 E. Walnut
Seguin, Texas 78155
210-372-3551



TO THE OWNER/OPERATOR/DEALER

All implements with moving parts are potentially hazardous. There is no substitute for a cautious, safe-minded operator who recognizes the potential hazards and follows reasonable safety practices. The manufacturer has designed this implement to be used with all its safety equipment properly attached to minimize the chance of accidents.

BEFORE YOU START!! Read the safety messages on the implement and shown in your manual.
Observe the rules of safety and common sense!

! DANGER

FAILING TO FOLLOW SAFETY MESSAGES AND OPERATING INSTRUCTION CAN CAUSE SERIOUS BODILY INJURY OR EVEN DEATH TO OPERATOR AND OTHERS IN THE AREA.

1. 	2. NO RIDERS. NO CHILDREN OPERATORS. 	3. USE SAFETY SHOES, HARD HAT, SAFETY GLASSES, SEAT BELTS, ROPS & OPS. 	4. BLOCK UP SECURELY BEFORE WORKING UNDER. 
--	--	---	--

1. Study and understand Operator's Manuals, Safety Decals, and Instructional Decals for tractor and implement to prevent misuse, abuse, and accidents. Practice before operating in a confined area or near passersby.
 - Learn how to stop engine suddenly in an emergency. Be alert for passersby and especially children.
2. Allow no children on or near folding mower or tractor. Allow no riders on tractor or implement. Falling off may cause serious injury or death from being run over by tractor or mower or contact with rotating blades.
3. Operate only with tractor having Roll-Over Protective Structure (ROPS) and with seat belt securely fastened to prevent injury and possible death from falling off or tractor overturn.
 - Personal Protective Equipment such as Hard Hat, Safety Glasses, Safety Shoes, & Ear Plugs are recommended.
4. Block up or support raised machine and all lifted components securely before putting hands or feet under or working underneath any lifted component to prevent crushing injury or death from sudden dropping or inadvertent operation of controls. Make certain area is clear before lowering or folding.
5. Before transporting, put Lift Lever in detent or full-lift position. Install Transport Safety Devices securely on folding mowers. Put Booms securely in Transport Rest.
 - Folding and Boom Mowers have raised center of gravity. Slow down when turning and on hillsides.
6. Make certain that SMV sign, warning lights, and reflectors are clearly visible. Follow local traffic codes.
7. Never operate with Cutting Head or Folding Section raised if passersby, bystanders, or traffic are in the area to reduce possibility of injury or death from objects thrown by Blades under Guards or mower structure.
8. Before dismounting, secure implement in transport position or lower to ground.
 - Put tractor in park or set brake, disengage PTO, stop engine, remove key, and wait until noise of rotation has ceased to prevent crushing by entanglement in rotating parts which could cause injury or death.
 - Never mount or dismount a moving vehicle. Crushing from runover may cause serious injury or death.

5. TRANSPORT SAFELY, LOCK UP. 	6. USE SMV, LIGHTS, & REFLECTORS. 	7. DO NOT OPERATE WITH CUTTER OR WING RAISED 	8. DO NOT MOUNT OR DISMOUNT WHILE MOVING. 
---	---	---	---

02967827

WARRANTY INFORMATION:

Read and understand the complete Warranty Statement found in this Manual. Fill out the Warranty Registration Form in full and return it within 30 Days. Make certain the Serial Number of the Machine is recorded on the Warranty Card and on the Warranty Form that you retain. The use of "will-fit" parts will void your warranty and can cause catastrophic failure with possible injury or death.

BOLT TORQUE

Mounting procedures for mowers will require a significant amount of bolt nut and washer installation.

Frame and structure mounting bolts should be installed using *Red Loctite*, and torqued to the dry values listed in the torque chart based on the bolt size and hardness.

Other structures such as pump mounting bolts should be installed with *Blue Loctite* and torqued to the dry values indicated in the chart.

Bolt tightness should be completed with and checked with a suitable torque wrench.

Torque checks should be completed throughout the life of the mower in accordance with the maintenance chart provided in this manual.







Loose bolts on a frame or in a casting may be a result of:

- Vibration from the mower due to imbalance of the mower blades
- Pulled threads due to over tightening
- Distortion of the hole due to under tightening during installation

Bolts broken or sheared in the mounting structure or tractor may be the result of:

- Improper alignment of the Mounting Plate or Structure such that it is not sitting flat on the mating surface
- Distortion of the bolt due to over-tightening
- Under tightening of the bolts

Check the bolt torque during installation and prior to delivery with a suitable torque wrench.

Proper Torque Values for Standard Bolts			Proper Torque Values for Metric Bolts				
Bolt Diameter			Bolt Diameter				
	Head Marking Three Lines Grade Five	Head Marking Six Lines Grade Eight		Head Marking 4.6	Head Marking 8.8 or 9.8	Head Marking 10.9	Head Marking 12.9
	Pound - Foot Value Dry	Pound - Foot Value Dry		Pound - Foot Value Dry	Pound - Foot Value Dry	Pound - Foot Value Dry	Pound - Foot Value Dry
1/4"	7	10	6mm	3	7	9	10
5/16"	15	22	8mm	6.2	16	23	24
3/8"	26	39	10mm	12	32	45	47
7/16"	42	60	12mm	21	55	79	81
1/2"	64	88	14mm	34	88	126	130
9/16"	100	134	16mm	53	137	196	202
5/8"	128	180	18mm	73	189	270	279
3/4"	227	320	20mm	104	267	382	394
7/8"	365	515	22mm	141	364	520	537
1"	547	772	24mm	179	461	660	680
			27mm	262	676	968	998
			30mm	355	917	1312	1353

To get Newton-Meters multiply pound-foot of torque by 1.356

PARTS SECTION

PARTS ORDERING GUIDE

The following instructions are offered to help eliminate needless delay and error in processing purchase orders for the equipment in this section.

1. The Parts Section is prepared in logical sequence and grouping of parts that belong to the basic machine featured in this manual. Part Numbers and Descriptions are given to help locate the parts and quantities required.
2. The Purchase Order must include the name and address of the person or organization ordering the parts, who should be charged, and if possible, the serial number of the machine for which the parts are ordered.
3. The Purchase Order must clearly list the quantity of each part, the complete and correct part number (be sure to include all periods), and the basic name of the part.
4. The Manufacturer reserves the right to substitute parts where applicable.
5. Some parts are unlisted items which are special production items not normally stocked and are subject to special handling. Request a quotation for such parts before sending a Purchase Order.
6. The Manufacturer reserves the right to change prices without prior notice.

Note: *Please refer to The Safety Section in the front of this Manual for the proper part number when ordering replacement safety decals.*



For maximum safety and to guarantee optimum product reliability, always use genuine Alamo Industrial Parts. The use of inferior replacement parts may cause premature or catastrophic failure which could result in serious injury or death. Direct any questions regarding parts to:

ALAMO INDUSTRIAL

ALAMO INDUSTRIAL
1502 E. Walnut
Seguin, Texas 78155
830-379-1480



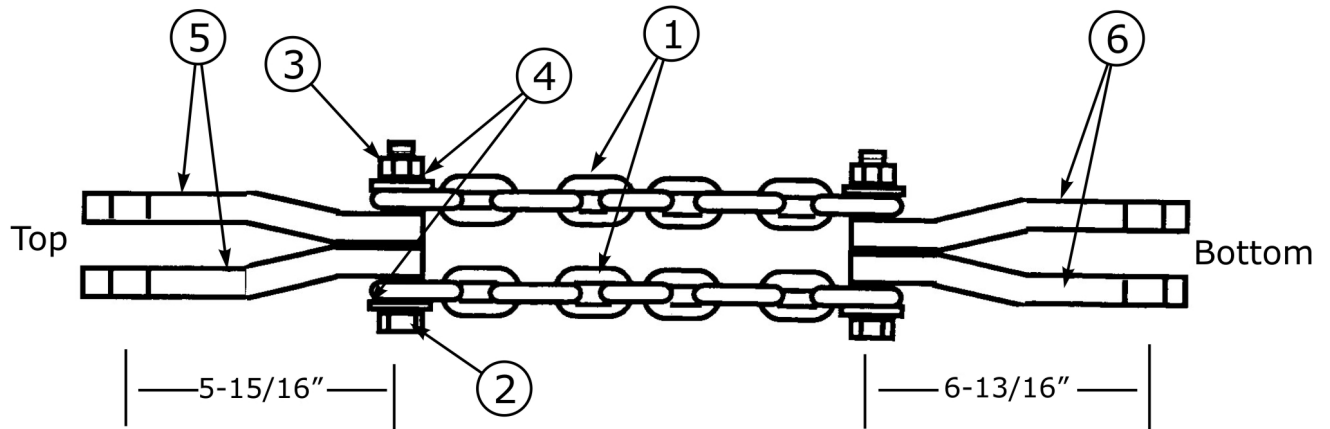
PART NAME INDEX

CHECK CHAINS - REAR MOWER.....	5
CLUTCH ASY - P/N 00759985.....	6
CONTROL VALVE ASY - 2 SPOOL (SEPT 2010 AND BELOW).....	7
CONTROL VALVE ASY - 2 SPOOL (SEPT 2010 TO CURRENT).....	9
CONTROL VALVE ASY - 4 SPOOL (SEPT 2010 AND BELOW).....	11
CONTROL VALVE ASY - 4 SPOOL (SEPT 2010 TO CURRENT).....	13
CONTROL VALVE ASY - W/ STAND.....	15
CUTTER KNIVES - CC - FC - RENV - PACKAGES & KITS.....	17
CUTTER KNIVES - CC - FC - RENV - SINGLE & BULK.....	19
CYLINDER ASY - LIFT CYL - P/N 701104A.....	21
CYLINDER ASY - TILT CYL - P/N 701105A.....	22
CYLINDER ATTACHMENT - LIFT & TILT.....	23
DECALS & LOCATION.....	25
DRIVELINE ASY - P/N 001863.....	27
GEARBOX ASY - P/N 702673.....	29
HYD SCHEMATIC - CYL HOSE - CONTROL DUAL WING.....	31
HYD SCHEMATIC W/ PARTS - DUAL WING.....	33
HYD SCHEMATIC W/ PARTS - RIGHT WING FIRST.....	35
HYD SCHEMATIC W/ PARTS - RIGHT WING ONLY.....	37
HYD TANK ASY - PN 02981133.....	39
MOTOR ASY - LEFT WING.....	41
MOTOR ASY - RIGHT WING.....	42
MOTOR REPAIR PARTS - P/N 001602.....	43
MOTOR REPAIR PARTS - P/N 02985522.....	45
MOWER ASY - LH & RH WING 50 (PART 1).....	47
MOWER ASY - LH & RH WING 50 (PART 2).....	49
MOWER ASY - LH & RH WING 50 (PART 3).....	51
MOWER ASY - LH & RH WING 62 (PART 1).....	53
MOWER ASY - LH & RH WING 62 (PART 2).....	55
MOWER ASY - LH & RH WING 62 (PART 3).....	57
MOWER ASY - LH & RH WING 74 (PART 1).....	59
MOWER ASY - LH & RH WING 74 (PART 2).....	61
MOWER ASY - LH & RH WING 74 (PART 3).....	63
MOWER ASY - LH & RH WING 88 (PART 1).....	65
MOWER ASY - LH & RH WING 88 (PART 2).....	67
MOWER ASY - LH & RH WING 88 (PART 3).....	69
MOWER ASY - REAR 88 (PART 1).....	71
MOWER ASY - REAR 88 (PART 2).....	73
MOWER ASY - REAR 88 (PART 3).....	75
MOWER ASY - REAR 88 (PART 4).....	77

PART NAME INDEX

MOWER ASY - REAR 96 (PART 1).....	79
MOWER ASY - REAR 96 (PART 2).....	81
MOWER ASY - REAR 96 (PART 3).....	83
MOWER ASY - REAR 96 (PART 4).....	85
OPTIONAL CASTER WHEELS - REAR MOWER LAMINATED.....	87
OPTIONAL CASTER WHEELS - REAR MOWER PNEUMATIC (PART 1).....	88
OPTIONAL CASTER WHEELS - REAR MOWER PNEUMATIC (PART 2).....	89
OPTIONAL EQUIPMENT - ACCESSORIES - PACKAGES.....	90
PUMP & TANK ASY - SINGLE PUMP - SINGLE WING (PART 1).....	91
PUMP & TANK ASY - SINGLE PUMP - SINGLE WING (PART 2).....	93
PUMP & TANK ASY - TANDEM PUMP - DUAL WINGS (PART 1).....	95
PUMP & TANK ASY - TANDEM PUMP - DUAL WINGS (PART 2).....	97
PUMP ASY - SINGLE PUMP - SINGLE WING.....	99
PUMP ASY - TANDEM FRONT PUMP - DUAL WINGS.....	101
PUMP ASY - TANDEM REAR PUMP - DUAL WINGS.....	103
PUMP ASY, GEAR TYPE - FRONT P/N 000889 - HYD CYL SUPPLY.....	105
TUBING ASY HYD - DUAL WING ASY P/N 02963561.....	106
TUBING ASY HYD - SINGLE WING - ASY P/N 02963562.....	107
VALVE REMOTE CONTROL.....	109
WIRE HARNESS - DUAL WINGS.....	111
WIRE HARNESS - RH WING - FIRST OR ONLY.....	112

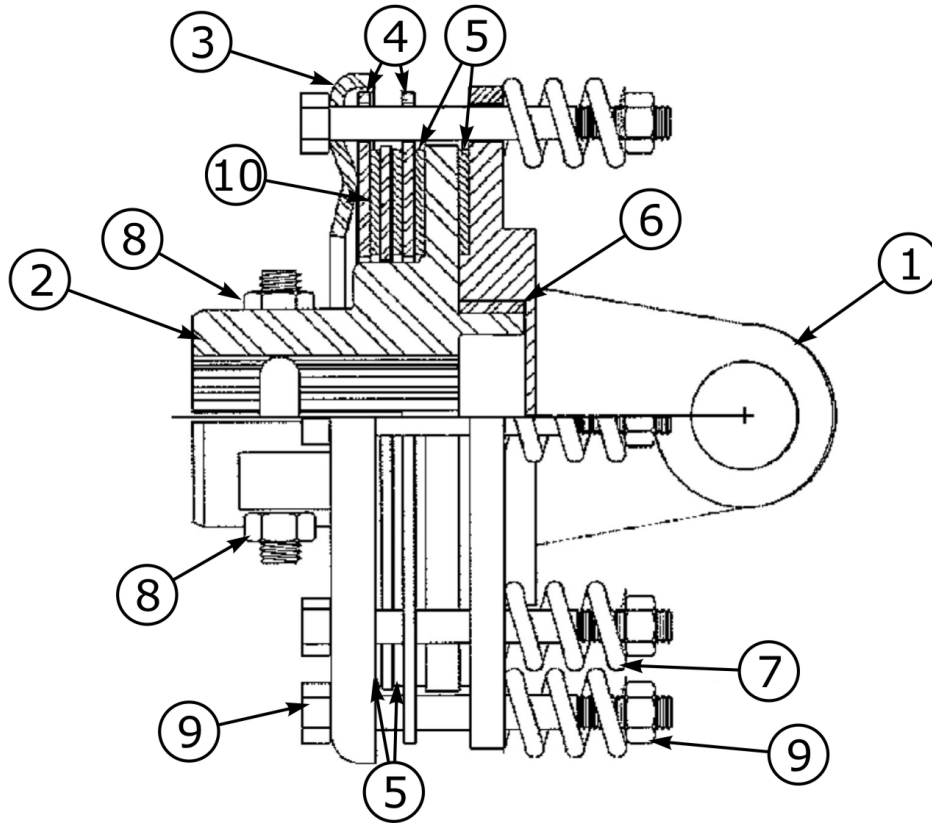
CHECK CHAINS - REAR MOWER



2 Required per unit to replace the three point lift link, Item 5 connects at the top & Item 6 connects at the bottom, Check dimensions to make certain they are connect correctly. This is an optional order item.

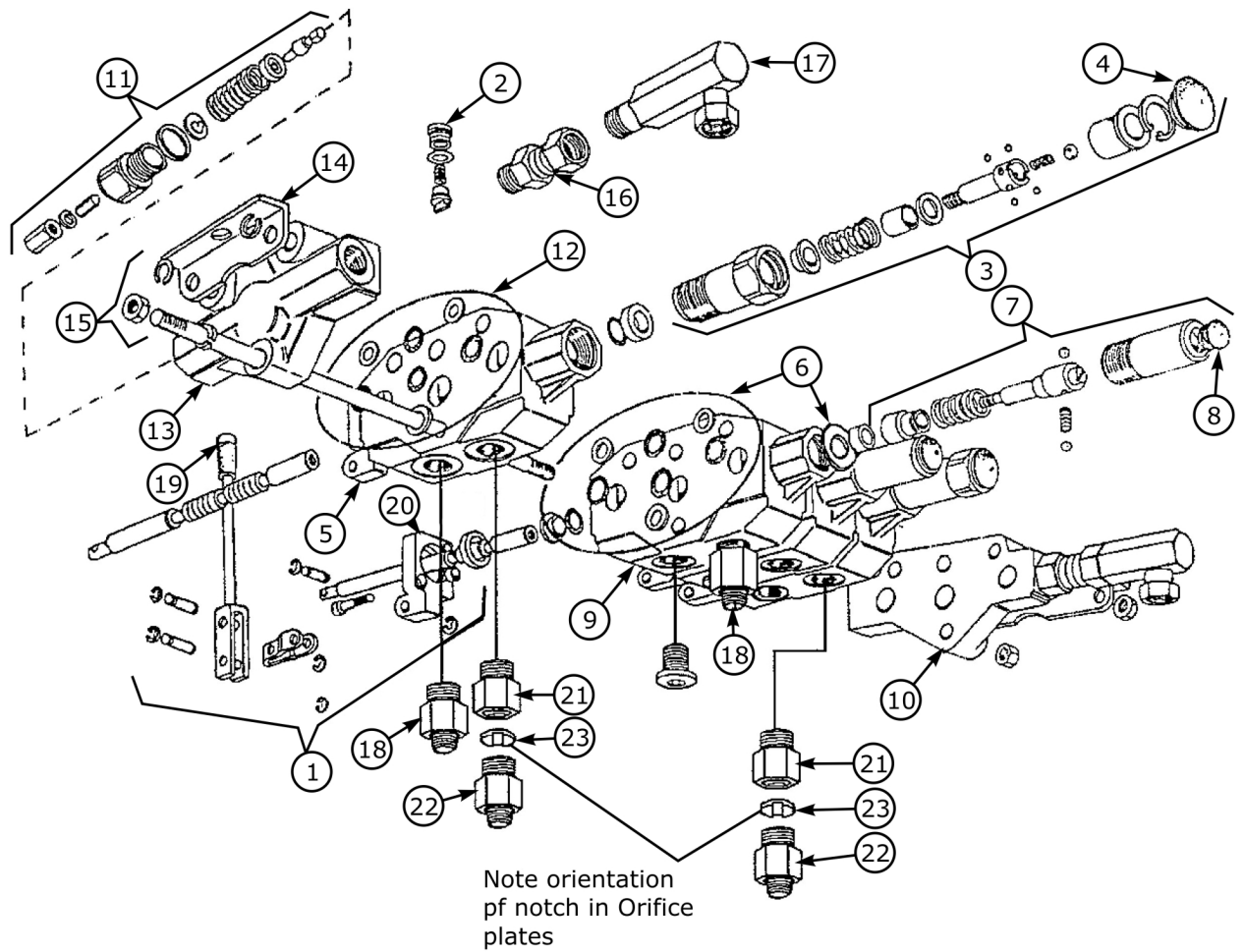
ITEM	PART NO.	QTY.	DESCRIPTION
	702264	1	CHECK CHAIN KIT ASY
1	103333	2	CHAIN - 9 LINKS
2	000413	4	BOLT
3	000414	4	NUT
4	101780	4	WASHER
5	104736	2	LIFT CHAIN CLEVIS - UPPER
6	104926	2	LIFT CHAIN CLEVIS - LOWER

CLUTCH ASY - P/N 00759985



ITEM	PART NO.	QTY.	DESCRIPTION
	00759985	1	CLUTCH ASY, 4-DISK
1	00754302	1	YOKE, FLANGED
2	00755599	1	BODY, FRICTION CLUTCH
3	00754203	1	PRESSURE PLATE
5	00754202	4	RING, CLUTCH LINING
6	00754301	1	BUSHING
7	00754303	8	SPRING CLUTCH
8	00755600	2	NUT & BOLT 14MM X 70MM
9	00754199	8	BOLT & NUT M10 X 95 MM SELF LK NUT
10	00754201	1	INNER PLATE

CONTROL VALVE ASY - 2 SPOOL (SEPT 2010 AND BELOW)



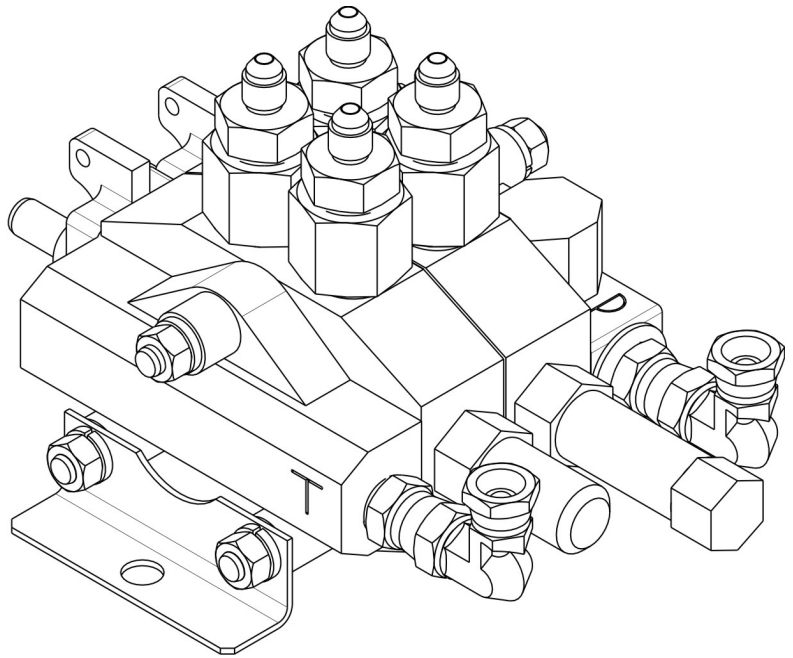
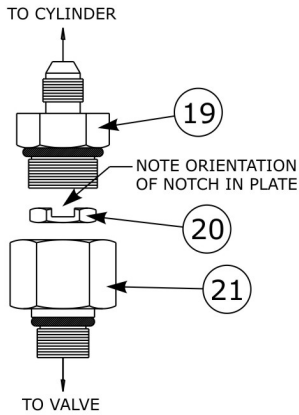
CONTROL VALVE ASY - 2 SPOOL (SEPT 2010 AND BELOW)

Continued...

ITEM	PART NO.	QTY.	DESCRIPTION
	702743	1	VALVE ASY, 2-SPOOL COMPLETE
1	001415	2	HANDLE KIT ASY
2	001416	1	CHECK VALVE KIT ASY
3	001417	1	SPOOL POSITION KIT (TILT SECTION)
4	001418	1	DUST COVER (TILT SECTION)
5	001419	1	TILT SECTION, COMPLETE (INC. 1-3)
6	001420	2	BODY SEAL KIT
7	001421	1	SPOOL POSITION KIT (LIFT SECTION)
8	001422	1	DUST COVER (LIFT SECTION)
9	001423	1	LIFT SECTION, COMPLETE (INC. 1,2,7)
10	001424	1	OUTLET SECTION
11	001425	1	RELIEF VALVE KIT
12	001426	1	INLET SECTION SEAL KIT
13	001427	1	INLET SECTION, W/RELIEF VALVE #11
14	001428	2	MOUNTING BRACKET
15	001429	1	TIE ROD KIT (2 SECTION VALVE)
16	001288	2	SWIVEL HOSE ADAPTER W/ O-RING
17	000755	2	SWIVEL UNION, 1/4 MALE X 1/4 FEMALE 90°
18	03200284	2	STRAIGHT ADAPTER
19	002487	2	KNOB
20	002488	2	BRACKET
21	02972112	1	STRAIGHT ADAPTER
22	02822300	1	STRAIGHT ADAPTER
23	02969398	1	ORIFICE PLATE

CONTROL VALVE ASY - 2 SPOOL (SEPT 2010 TO CURRENT)

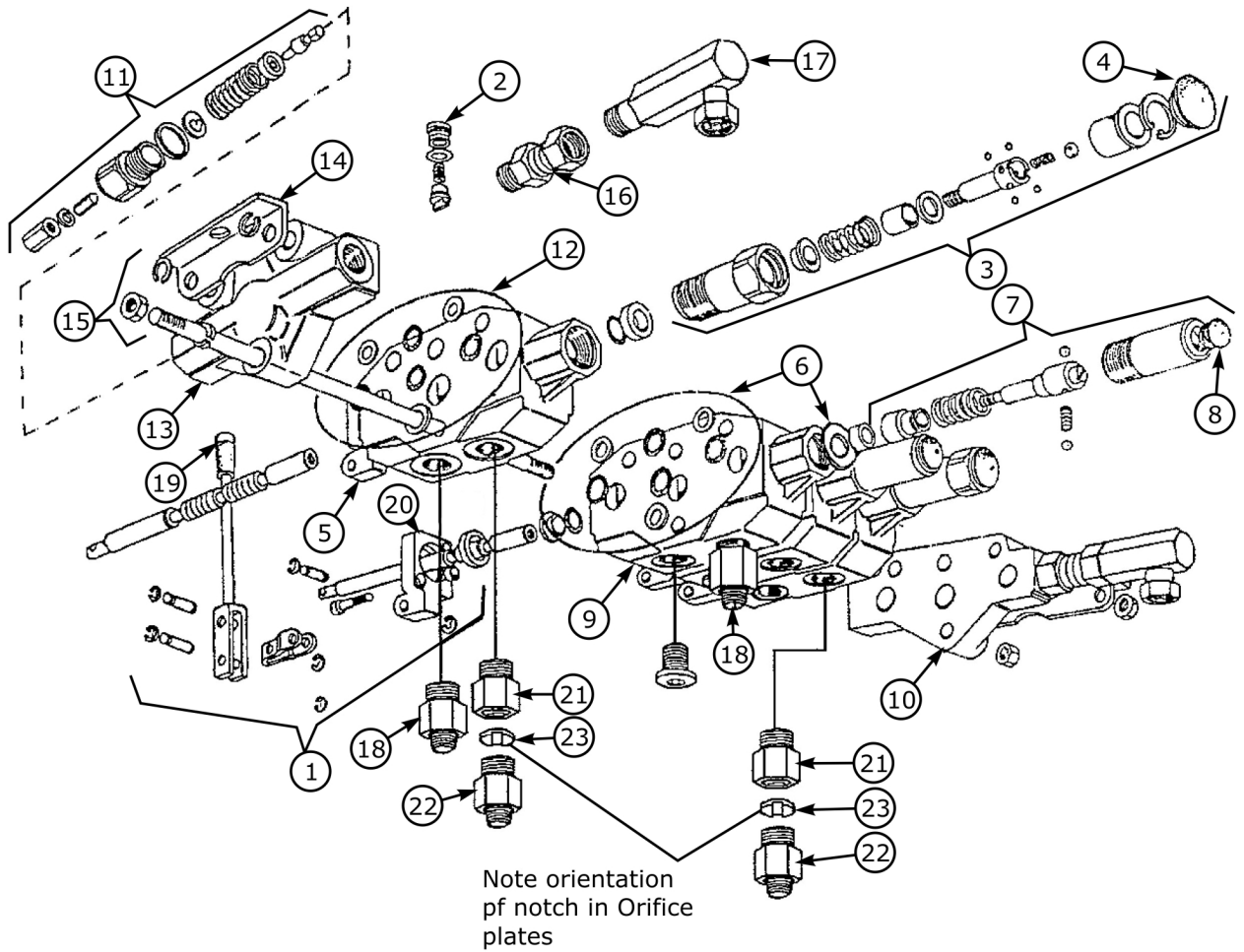
ORIFICE INSTALL DETAIL



ITEM	PART NO.	QTY.	DESCRIPTION
	02989810	1	VALVE 2-SPOOL W/BRKTS
1	001415	2	KIT, HANDLE ASSY
2	001416	1	KIT, CHECK VALVE ASSY
3	001417	2	KIT SPOOL POSITION
4	001418	2	DUST COVER (TILT SECTION)
5	001419	2	SECTION TILT COMPLETE
6	001420	2	KIT, BODY SEAL
7	001424	1	SECTION, OUTLET
8	001425	1	KIT, RELIEF VALVE
9	001426	1	KIT, INLET SECTION SEAL
10	001427	1	SECTION, INLET W/RELIEF VALVE
11	001428	2	BRACKET MOUNTING
12	-----	1	KIT TIE ROD
13	002487	2	KNOB, CONTROL VALVE
14	002488	2	BRACKET, CONTROL
15	02978229	2	BRACKET, CONTROL
16	02979134	2	SPOOL WIPER
17	02988821	2	O-RING, SPOOL SEAL
18	02988822	2	BUSHING, SPOOL SEAL
19	02822300	4	ADP HYD STGHT 6MB-4MJ
20	02969398	4	ORIFICE, 0.055 ONE-WAY RSTCR
21	02972112	4	ADP HYD STGHT 6MB-4MJ

THIS PAGE INTENTIONAL LEFT BLANK

CONTROL VALVE ASY - 4 SPOOL (SEPT 2010 AND BELOW)



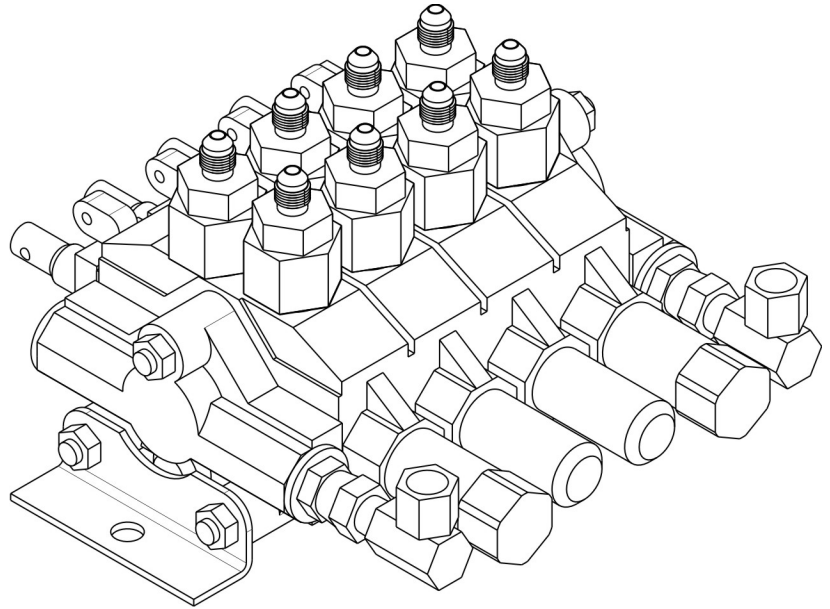
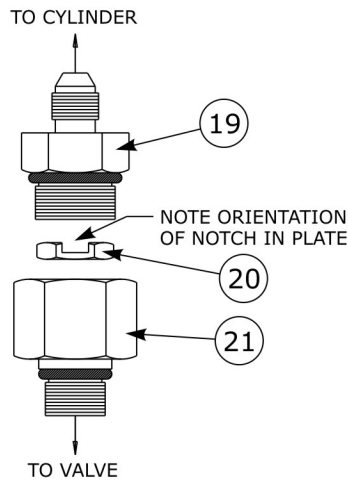
CONTROL VALVE ASY - 4 SPOOL (SEPT 2010 AND BELOW)

Continued...

ITEM	PART NO.	QTY.	DESCRIPTION
	702744	1	VALVE ASY, 4-SPOOL COMPLETE
1	001415	4	HANDLE KIT ASY
2	001416	1	CHECK VALVE KIT ASY
3	001417	2	SPOOL POSITION KIT (TILT SECTION)
4	001418	2	DUST COVER (TILT SECTION)
5	001419	2	TILT SECTION, COMPLETE (INC. 1-3)
6	001420	4	BODY SEAL KIT
7	001421	2	SPOOL POSITION KIT (LIFT SECTION)
8	001422	2	DUST COVER (LIFT SECTION)
9	001423	2	LIFT SECTION, COMPLETE (INC. 1,2,7)
10	001424	1	OUTLET SECTION
11	001425	1	RELIEF VALVE KIT
12	001426	1	INLET SECTION SEAL KIT
13	001427	1	INLET SECTION, W/RELIEF VALVE #11
14	001428	2	MOUNTING BRACKET
15	001430	1	TIE ROD KIT (4 SECTION VALVE)
16	001288	2	SWIVEL HOSE ADAPTER W/ O-RING
17	000755	2	SWIVEL UNION, 1/4 MALE X 1/4 FEMALE 90°
18	03200284	4	STRAIGHT ADAPTER
19	002487	4	KNOB
20	002488	4	BRACKET
21	02972112	2	STRAIGHT ADAPTER
22	02822300	2	STRAIGHT ADAPTER
23	02969398	2	ORIFICE PLATE

CONTROL VALVE ASY - 4 SPOOL (SEPT 2010 TO CURRENT)

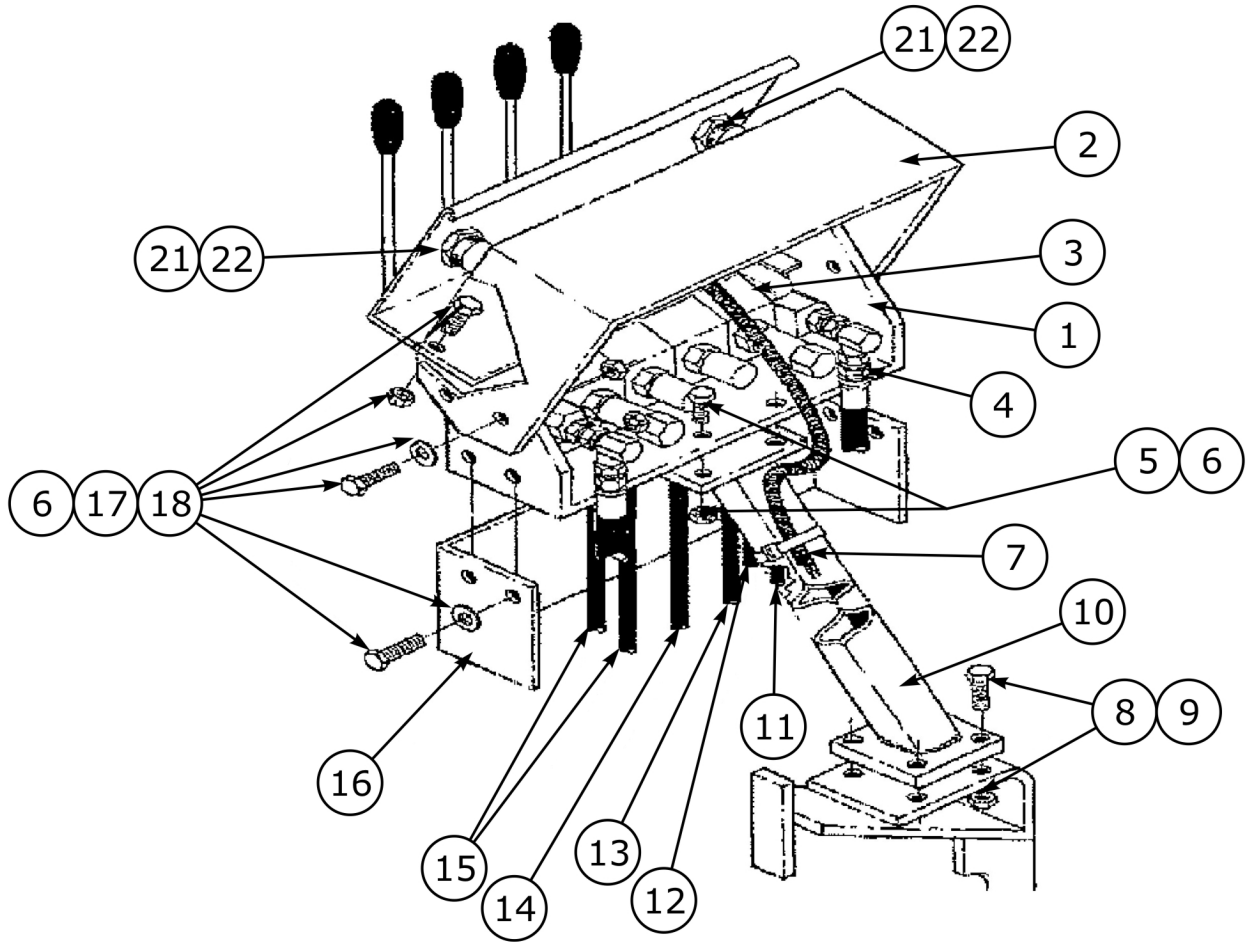
ORIFICE INSTALL DETAIL



ITEM	PART NO.	QTY.	DESCRIPTION
	02989811	1	VALVE 4-SPOOL W/BRKTS
1	001415	4	KIT,HANDLE ASSY
2	001416	1	KIT,CHECK VALVE ASSY
3	001417	4	KIT SPOOL POSITION
4	001418	4	DUST COVER (TILT SECTION)
5	001419	4	SECTION TILT COMPLETE
6	001420	4	KIT, BODY SEAL
7	001424	1	SECTION, OUTLET
8	001425	1	KIT, RELIEF VALVE
9	001426	1	KIT, INLET SECTION SEAL
10	001427	1	SECTION, INLET W/RELIEF VALVE
11	001428	2	BRACKET MOUNTING
12	001430	1	KIT TIE ROD
13	002487	4	KNOB,CONTROL VALVE
14	002488	2	BRACKET,CONTROL VALVE
15	02978229	2	BRACKET,CONTROL VALVE
16	02979134	4	SPOOL WIPER
17	02988821	2	O-RING, SPOOL SEAL
18	02988822	2	BUSHING, SPOOL SEAL
19	02822300	4	ADP HYD STGHT 6MB-4MJ
20	02969398	4	ORIFICE, 0.055 ONE-WAY RSTCR
21	02972112	4	ADP HYD STGHT 6MB-4MJ

THIS PAGE INTENTIONAL LEFT BLANK

CONTROL VALVE ASY - W/ STAND




CONTROL VALVE ASY - W/ STAND

Continued...

ITEM	PART NO.	QTY.	DESCRIPTION
1	702782	1	VALVE MOUNTING BRACKET
2	106597	1	COVER TOP
3	702744	1	VALVE ASY, 4-SPOOL (W/ FITTINGS)
	02989811	1	VALVE ASY, 4-SPOOL (W/O FITTINGS)
	702743	1	VALVE ASY, 2-SPOOL (W/ FITTINGS)
	02989810	1	VALVE ASY, 2-SPOOL (W/O FITTINGS)
5	00753642	2	BOLT
6	00015800	12	LOCKNUT
7	002498	1	WIRE HARNESS - DUAL WING W/ ROPS
	002499	1	WIRE HARNESS - RIGHT WING FIRST W/ ROPS
	002500	1	WIRE HARNESS - DUAL WING W/CAB
	002501	1	WIRE HARNESS - RIGHT WING FIRST W/CAB
8	000141	3	CAPSCREW
9	00001800	3	LOCKNUT
10	106534	1	VALVE STAND - STRAIGHT
	106755	1	VALVE STAND - ANGLED IN
	106842	1	VALVE STAND - ANGLED OUT
11	001774	1	HOSE
12	001773	1	HOSE
13	001772	1	HOSE
14	001771	1	HOSE
15	001700	2	HOSE
16	702783	1	COVER W/ DECAL
17	00011400	10	CAPSCREW
18	00011100	8	WASHER
19	-----	1	HOSE
21	02964028	1	ON/OFF SWITCH
22	02964063	1	ON/OFF KNOB

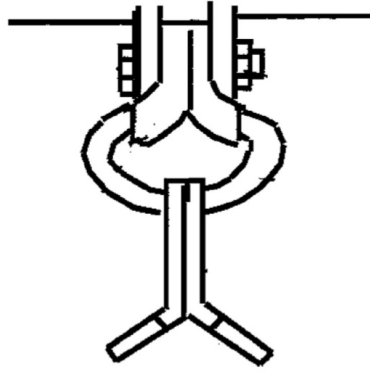
CUTTER KNIVES - CC - FC - RENV - PACKAGES & KITS

FINE CUT
(FC)
CUTTERSHAFT
ONLY



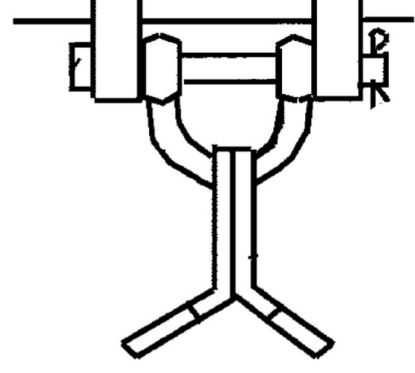
FC
Pin Mounted
P/N 02988196 (FC)

FINE CUT
(FC)
CUTTERSHAFT
ONLY



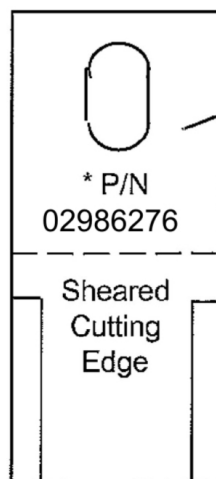
FC
Ring Mounted
P/N 02986333

COARSE CUT
(CC)
CUTTERSHAFT
ONLY



CC
Ring Mounted
P/N 02986332
P/N 02986276
P/N 108381 (ES)

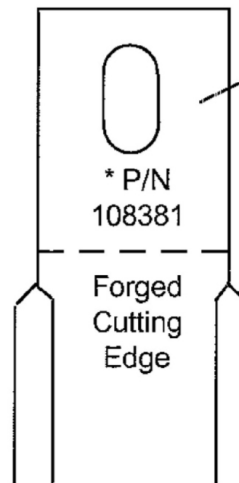
***COARSE CUT EXTREME SERVICE (ES or HD) KNIVES**



* P/N
02986276

Sheared
Cutting
Edge

(ES)



* P/N
108381

Forged
Cutting
Edge

(ES)

**IMPORTANT NOTE:
DO NOT MIX THESE BLADES AS THEY DO NOT HAVE SAME WEIGHT**


CUTTER KNIVES - CC - FC - RENV - PACKAGES & KITS

Continued...

ITEM	PART NO.	QTY.	DESCRIPTION
1	02986836	1	KNIFE PKG FC STD, PIN MNT` D KN #02988196
2	02986337	1	KNIFE PKG CC STD, RING MNT` KN #02986332
3	702254	1	KNIFE PKG CC ES HD SHEARED EDGE, RING MNT` D KN # 02986276
4	702254A	1	KNIFE PKG CC ES HD FORGED EDGE, RING MNT KN #108381
5	02986837	1	KNIFE PKG FC STD, PIN MNT` D KN #02988196
6	02986838	1	KNIFE PKG FC STD, PIN MNT` D KN #02988196
7	02986342	1	KNIFE PKG FC RCK & TRSH, RING MNT` D KN #02986333
8	02986335	1	KNIFE PKG CC STD, RING MNT` D KN #02986332
9	02986277	1	KNIFE PKG CC ES HD SHEARED EDGE, RING MNT` D KN # 02986276
10	702255A	1	KNIFE PKG CC ES HD FORGED EDGE, RING MNT` D KN #108381
11	02986839	1	KNIFE PKG FC STD, PIN MNT` D KN #02988196
12	02986343	1	KNIFE PKG FC RCK & TRSH, RING MNT` D KN #02986333
13	02986334	1	KNIFE PKG CC STD, RING MNT` D KN #02986332
14	02986278	1	KNIFE PKG CC ES HD SHEARED EDGE, RING MNT` D KN # 02986276
15	702256A	1	KNIFE PKG CC ES HD FORGED EDGE, RING MNT` D KN #108381
16	02986841	1	KNIFE PKG FC STD, PIN MNT` D KN #02988196
17	02986341	1	KNIFE PKG FC RCK & TRSH, RING MNT` D KN #02986333
18	100761	50	RING ORDER W/ PKG #02986339
19	703873	1	RING PIN & COTTER PIN BAG (50 PCS) ORDER W/PKG #02986339
20	02986281	1	KNIFE PKG CC ES HD SHEARED EDGE, RING MNT` D KN # 02986276
21	703874A	1	KNIFE PKG CC ES HD FORGED EDGE, RING MNT` D KN #108381
22	02986840	1	KNIFE PKG FC 250 PCS
23	02986842	1	KNIFE PKG FC 500 PCS

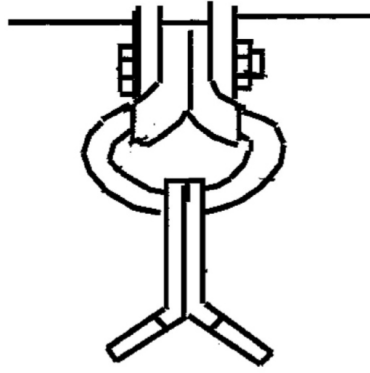
CUTTER KNIVES - CC - FC - RENV - SINGLE & BULK

FINE CUT
(FC)
CUTTERSHAFT
ONLY



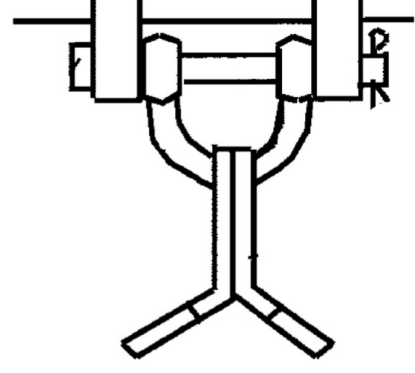
FC
Pin Mounted
P/N 02988196 (FC)

FINE CUT
(FC)
CUTTERSHAFT
ONLY



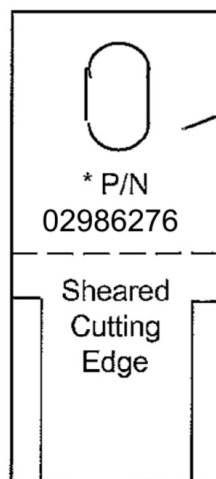
FC
Ring Mounted
P/N 02986333

COARSE CUT
(CC)
CUTTERSHAFT
ONLY



CC
Ring Mounted
P/N 02986332 (STD)
P/N 02986276
P/N 108381 (ES)

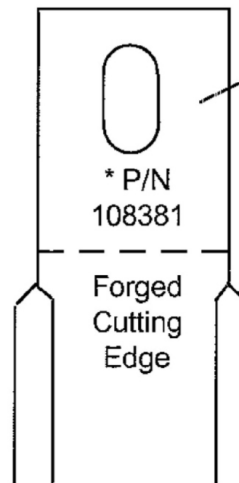
***COARSE CUT EXTREME SERVICE (ES or HD) KNIVES**



* P/N
02986276

Sheared
Cutting
Edge

(ES)



* P/N
108381

Forged
Cutting
Edge

(ES)

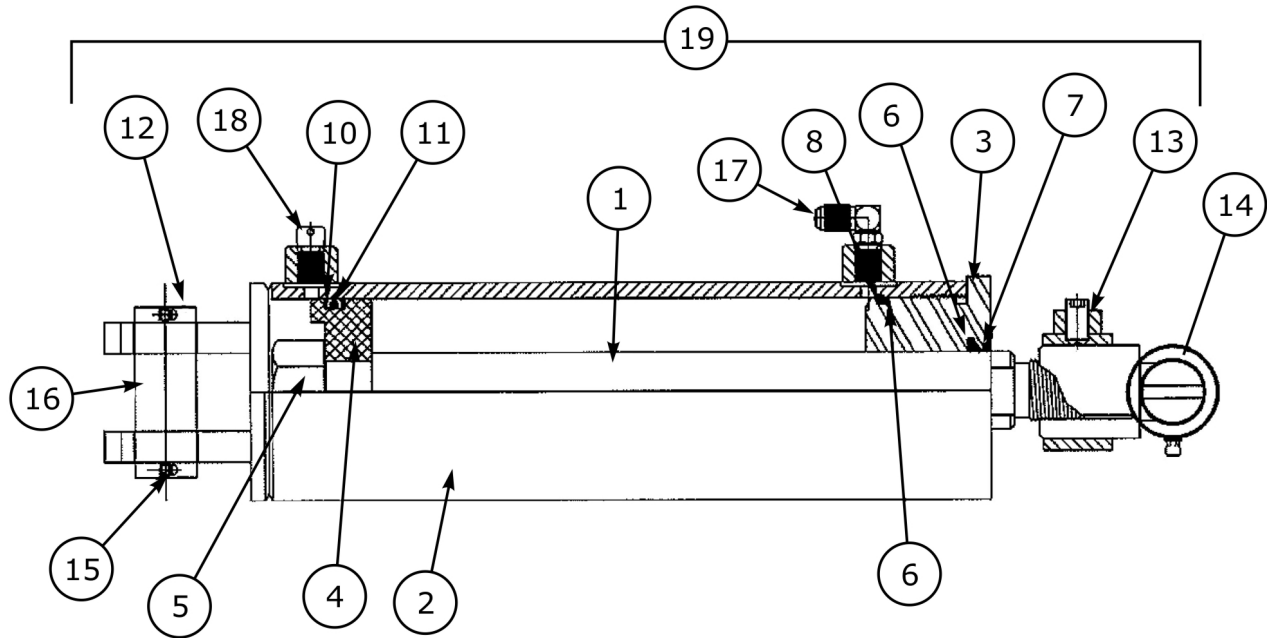
**IMPORTANT NOTE:
DO NOT MIX THESE BLADES AS THEY DO NOT HAVE SAME WEIGHT**

CUTTER KNIVES - CC - FC - RENV - SINGLE & BULK

Continued...

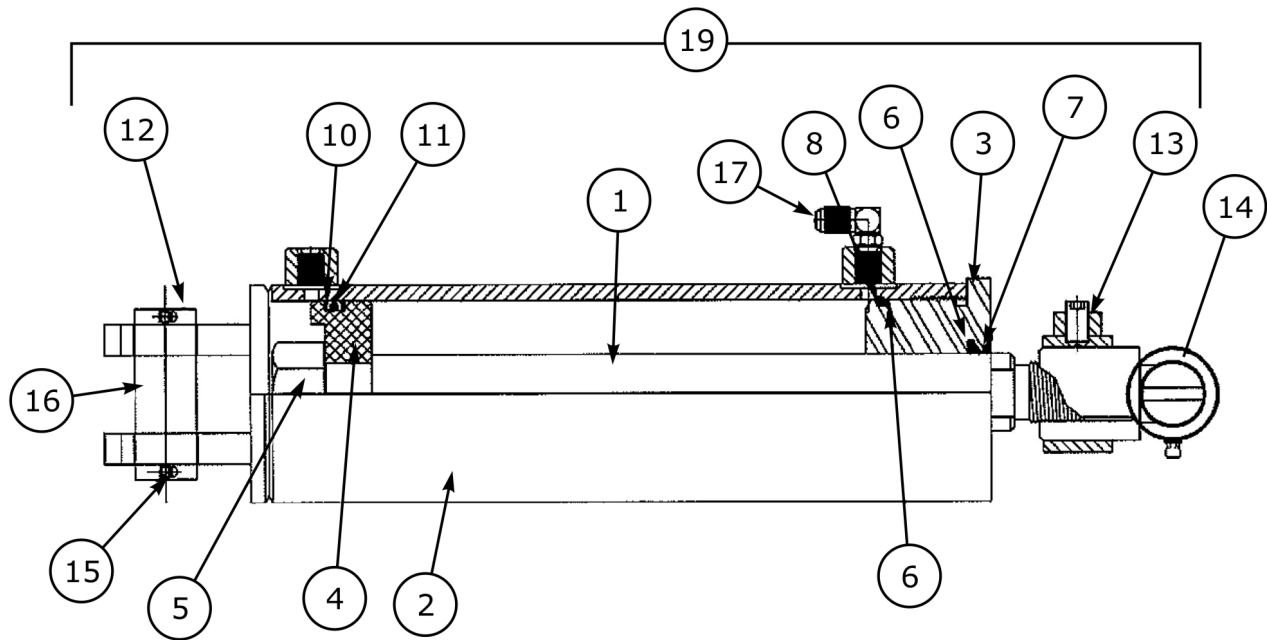
ITEM	PART NO.	QTY.	DESCRIPTION
1	02988196	1	KNIFE, FC PIN MNTD (STD)
	02986843	-	BULK PKG, 2500 PCS FC KNIFE
	02986844	-	BULK PKG, 5000 PCS FC KNIFE
2	101034	1	KNIFE PIN, HEAT TREATED
4	02986333	1	KNIFE, FC RING & CLIP MNTD
	02986334	-	BULK PKG, 500 PCS FC KNIFE
	02986347	-	BULK PKG, 2500 PCS FCKNIFE
5	101991	1	KNIFE RING (USE W/ 02986333KNIFE)
6	000210	1	LOCKNUT, 5/16"-NF PLB (USE W/ KNIFE 02986333)
7	02990020	1	RING CLIP (USE W/ KNIFE 02986333)
8	000032	1	BOLT, HEX HEAD 5/16"-NF X 7/8" PL GR5 (USE W/ KNIFE 02986333)
9	02986332	1	KNIFE, CC RING MNTD
	02986340	-	BULK PKG 2500 PCS CC KNIFE
	02986338	-	BULK PKG 5000 PCS CC KNIFE
	02986276	1	KNIFE, CC ES HD (SHEARED EDGE)
	02986277	-	BULK PKG, 2000 PCS CC ES HD KNIFE
	02986280	-	BULK PKG, 4000 PCS 02986276 CC ES HD KNIFE
	108381	1	KNIFE, CC ES HD (FORGED EDGE)
	702658A	-	BULK PKG, 2000 PCS CC ES HD 108381 KNIFE
	703865A	-	BULK PKG, 3500 PCS CC ES HD 108831 KNIFE
10	100761	1	KNIFE RING (USE W/ KNIFE 02986332, 02986276 OR 108381)
11	102670	1	PIN, HARDENED (USE W/ KNIFE 02986332, 02986276 OR 108381)
12	02668700	1	COTTER PIN (USE W/ KNIFE 02986332, 02986276 OR 108381)

CYLINDER ASY - LIFT CYL - P/N 701104A



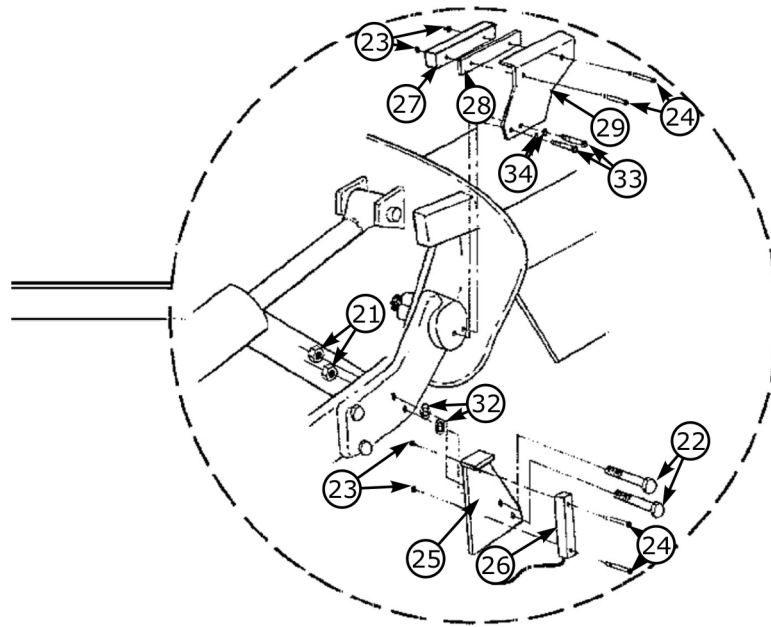
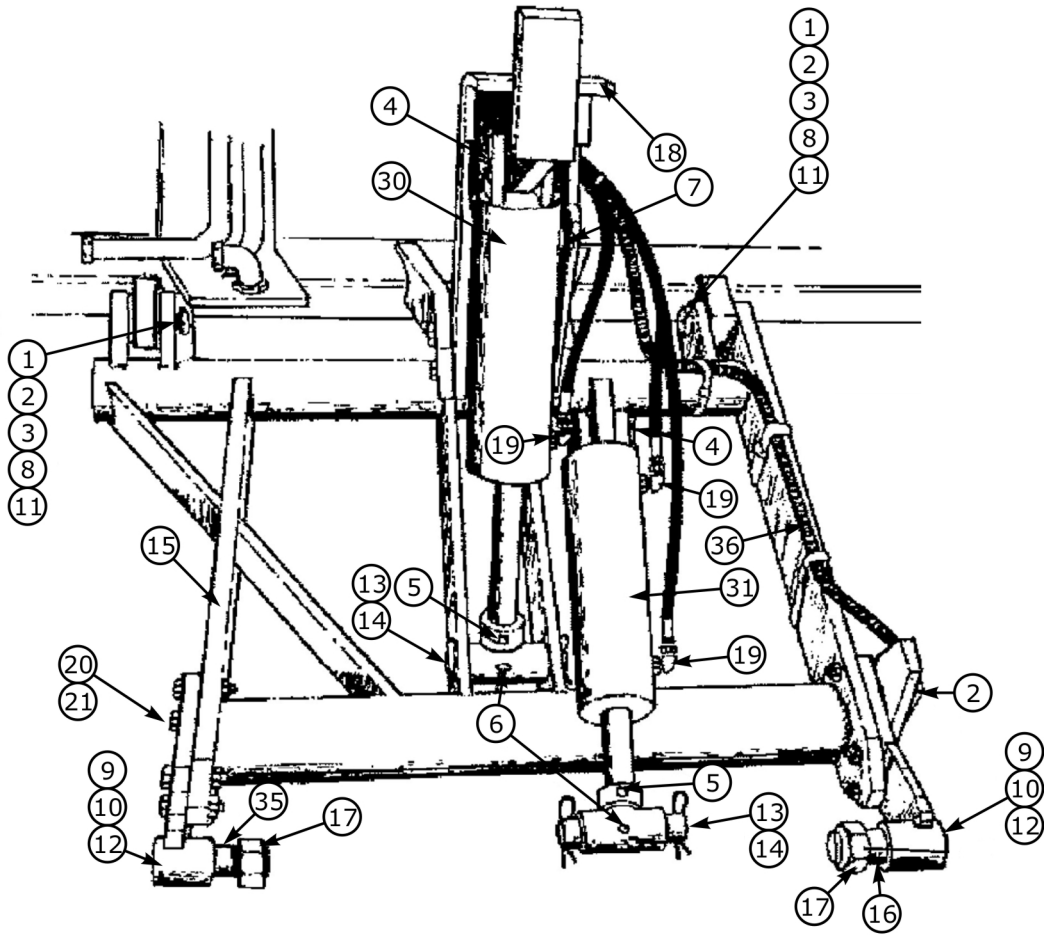
ITEM	PART NO.	QTY.	DESCRIPTION
	701104A	1	LIFT CYL ASY (W/O FITTINGS)
1	002615	1	CYLINDER ROD
2	002614	1	CYLINDER BARREL
3	002613	1	CYLINDER HEAD
4	002616	1	PISTON
5	5JRC16140	1	NUT
11	*	1	SEAL PISTON
12	001007	2	COTTER PIN
13	700992	1	ROD END CLAMP W/ SET SCREW
14	700907	1	ROD END W/ GREASE FITTING
15	00755153	2	COTTER PIN
16	001750	2	PIN
17	02960018	2	ELBOW
18	02960054	1	PLUG
19	103139A	1	CYLINDER (W/O ITEMS 13 & 14)
20	000872	1	SEAL KIT, (ITEMS 6, 7, 8, 9, 10 & 11)

CYLINDER ASY - TILT CYL - P/N 701105A



ITEM	PART NO.	QTY.	DESCRIPTION
1	701105A	2	TILT CYL W/O FITTINGS MA
2	002624	1	CYLINDER ROD
3	002622	1	CYLINDER HEAD
4	002625	1	PISTON
5	5JRC16140	1	NUT
11	*	1	SEAL PISTON
12	001007	2	COTTER PIN
13	700992	1	ROD END CLAMP W/ SET SCREW
14	700907	1	ROD END W/ GREASE FITTING
15	00755153	2	COTTER PIN
16	001750	2	PIN
19	103140A	1	CYLINDER
20	000873	1	SEAL KIT

CYLINDER ATTACHMENT - LIFT & TILT

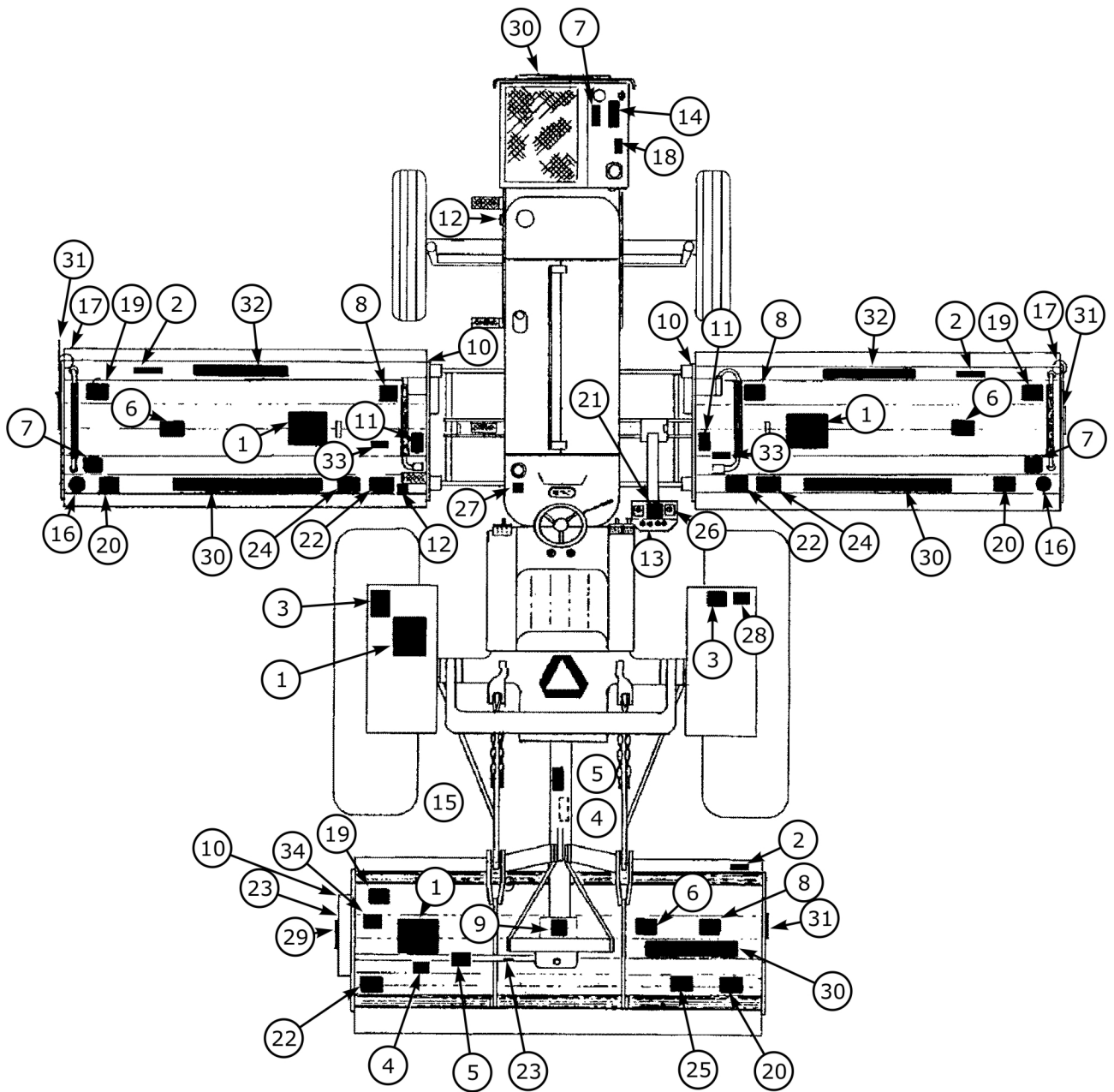


CYLINDER ATTACHMENT - LIFT & TILT

Continued...

ITEM	PART NO.	QTY.	DESCRIPTION
1	700883	4	INNER PIVOT PIN W/GREASE FITTING
2	02035400	4	BOLT
3	03101646	4	LOCKWASHER
4	001007	2	PIN W/CLIP
5	700992	4	ROD END CLAMP
6	700907	4	ROD END W/GREASE FITTING
7	02960054	2	PLUG
8	104039	4	BUSHING
9	702706	4	PIVOT W/BUSHING
10	103538	4	BUSHING
11	000941	4	GREASE FITTING
12	000088	2	GREASE FITTING
13	103266	4	CYLINDER PIN
14	00755153	8	COTTER PIN
15	-----	1	RIGHT HAND LIFT FRAME (CALL CUSTOMER SERVICE FOR DETAILS)
	-----	1	LEFT HAND LIFT FRAME (CALL CUSTOMER SERVICE FOR DETAILS)
16	103062	2	PIVOT PIN
17	000760	4	NUT
	*	1	LIFT STAND - RIGHT HAND (NOT SHOWN)
19	02960018	6	ELBOW, 90 DEG.
20	00750952	12	BOLT
21	00695100	16	NUT
22	00750311	2	BOLT
23	02963584	2	LOCKNUT
24	02963585	2	MACHINE SCREW
25	107222	1	MOUNTING SWITCH
26	703520	1	SWITCH
27	002019	1	MAGNET
28	002020	1	SPACER
29	107225	1	MOUNTING LH
	107224	1	MOUNTING RH
30	103139A	2	LIFT CYLINDER W/PIN & CLIP
31	103140A	2	TILT CYLINDER W/PIN & CLIP
32	107242	4	SPACER
33	00027100	2	BOLT
34	00011700	2	LOCKWASHER
35	107621	2	PIVOT PIN
36	002496	1	WIRE HARNESS RIGHT WING
	002497	1	WIRE HARNESS LEFT WING

DECALS & LOCATION

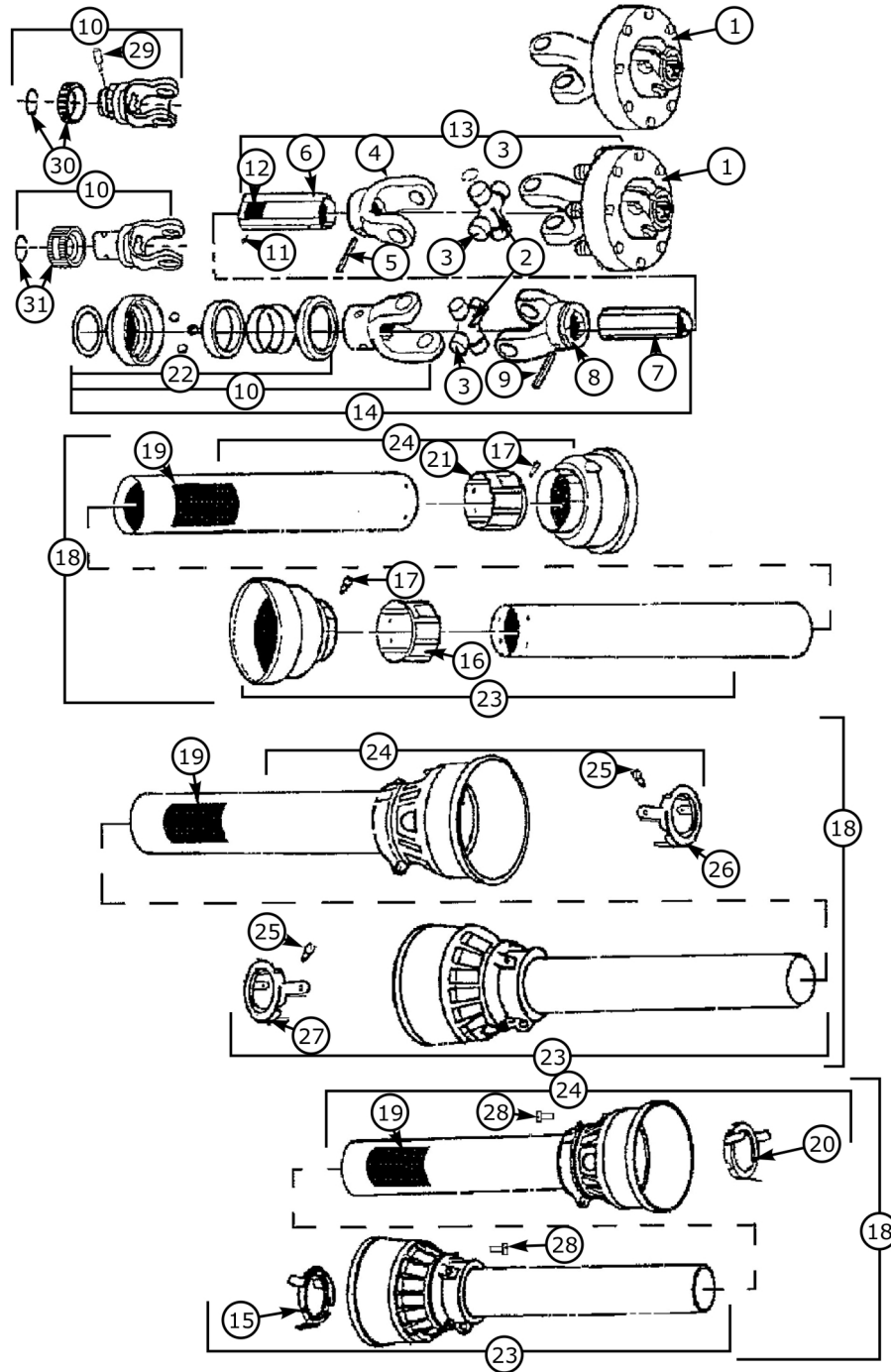


DECALS & LOCATION

Continued...

ITEM	PART NO.	QTY.	DESCRIPTION
1	002369	4	DECAL, MULTI HAZARD
2	002425	3	DECAL, FRONT SHIELD REMOVAL
3	00753840	2	DECAL, SAFETY, WING LOWERING
4	00756004	2	DECAL, SHIELD MISSING
5	00756005	2	DECAL, ROTATING DRIVELINE
6	00756007	3	DECAL, WARNING CHAINGUARD
7	00756059	3	DECAL, WARNING OIL LEAK
8	00756485	2	DECAL, ROTATING BLADES
9	00756494	1	DECAL, DANGER DRIVELINE
10	00758194	3	DECAL, WARNING BELT SHIELD
11	02962765	2	DECAL, MULTIPLE HAZARD
12	03200285	2	DECAL, WATCH YOUR STEP
13	03100328	1	WLDMT, ROTOR SHAFT
14	02971123	1	DECAL, WARNING PRESSURIZED TANK
15	03200347	-	EMBLEM, SMV (FURNISHED W/ TRACTOR OR DEALER)
16	1458392	4	DECAL, RED REFLECTOR
17	1458393	4	DECAL, YELLOW REFLECTOR
18	02966305	1	DECAL, UNIVERSAL TRACTOR
19	03200432	3	DECAL, FLAIL PARTS INFO
20	002023	3	DECAL, HEIGHT ADJ
21	001412	1	DECAL, CONTROL VALVE
22	000108	3	DECAL, OPERATING INSTRUCTIONS
23	000678	2	DECAL, GREASE FITTING INSIDE
24	001829	2	DECAL, LUBRICATION WINGS
25	001830	1	DECAL, LUBRICATION REAR
26	02962748	2	DECAL, ON-OFF SWITCH CUTTER VLV
27	02965093	1	DECAL, PROPER ENGINE OPERATING
28	00763977	1	DECAL, NOTICE TO OWNER
29	001650	1	DECAL, ALAMO IND. LOGO
30	001651	4	DECAL, ALAMO IND BLK & GRN
31	02960766	3	DECAL, ALAMO INDUSTRIAL LOGO
32	001660	2	DECAL, INTERSTATER
34	NFS	-	SERIAL NUMBER PLATE , REAR MOWER (1)
35	02977385	1	PARTS MANUAL HOLDER CANISTER
36	02977417	1	DECAL, OPERATORS MANUAL INSIDE
37	803213C	1	MANUAL. OPERATORS INTERSTATER
38	10058000	4	BOLT, HEX HEAD 1/4"-NC X 1" PL GR5
39	00017000	4	LOCKWASHER, 1/4" PL STD
40	00024100	4	FLATWASHER, 1/4" STD

DRIVELINE ASY - P/N 001863

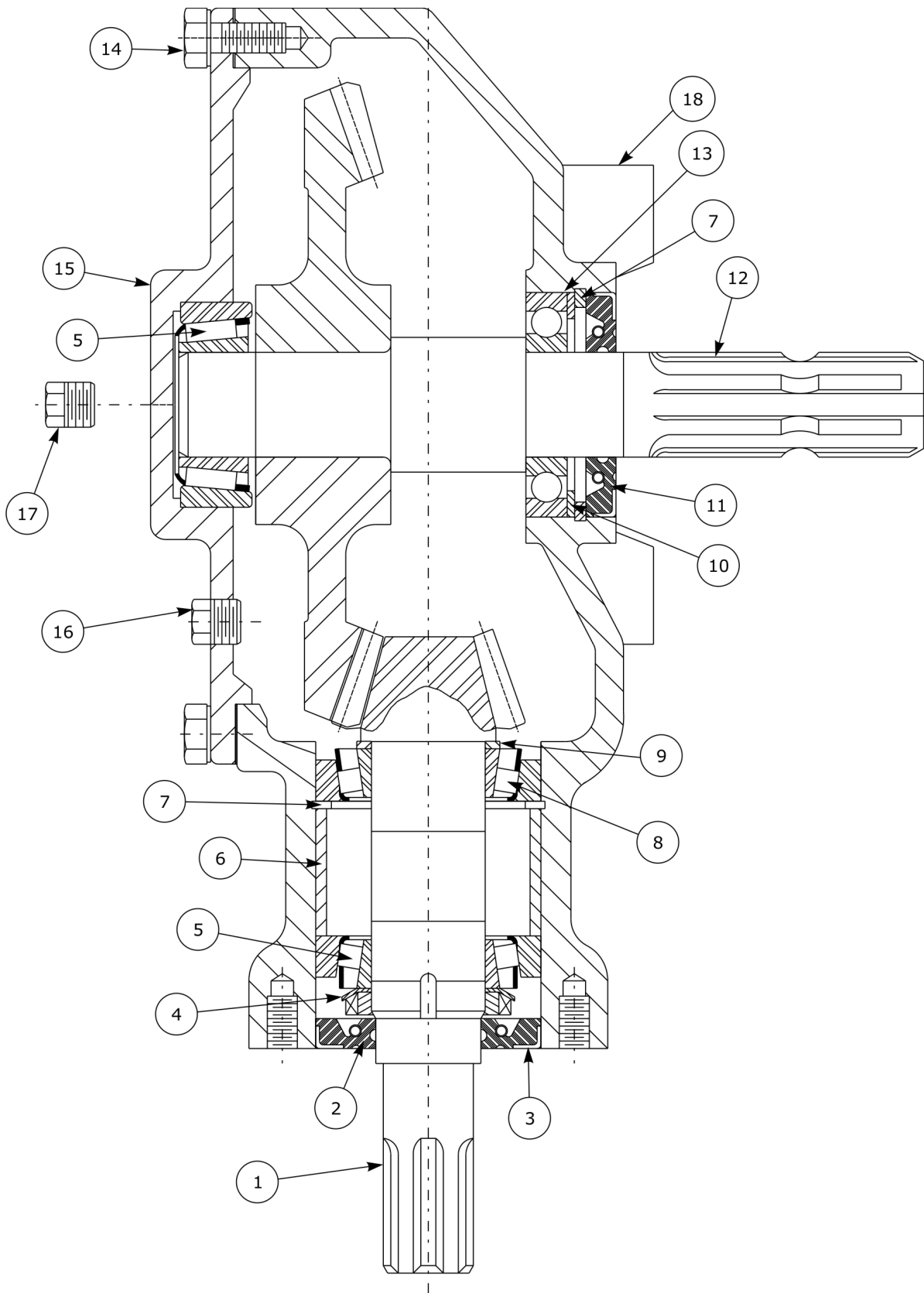


DRIVELINE ASY - P/N 001863

Continued...

ITEM	PART NO.	QTY.	DESCRIPTION
	001863	1	DRIVELINE ASY W/CLUTCH & SHIELDS
1	00759948	1	CLUTCH ASY
2	00759517	2	GREASE FITTING
3	00752896	2	UNIVERSAL JOINT
4	00754154	1	OUTER TUBE YOKE
6	00760242	1	OUTER TUBE
7	00760243	1	INNER TUBE
8	00754153	1	INNER TUBE YOKE
9	00754167	1	ROLL PIN
10	00752883	1	YOKE, 1-3/8" - 6
11	00754335	1	GREASE FITTING
12	00756004	1	DRIVELINE WARNING LABEL
13	00760244	1	OUTER HALF W/SLIP CLUTCH
14	00760245	1	INNER HALF SHAFT W/1-3/8 - 6 YOKE
15	00763196	1	INNER SHIELD BEARING (NEW STYLE)
16	00759216	1	INNER SHIELD BEARING (USE WITH SET SCREW)
17	00759217	2	SCREW
18	00760250A	1	COMPLETE SHIELD
19	00756005	1	DRIVELINE SHIELD WARNING LABEL
20	00763195	1	OUTER SHIELD BEARING (NEW STYLE)
21	00759218	1	OUTER SHIELD BEARING (USE WITH SCREW)
22	00757144	1	Q.D. COLLAR KIT
23	00760248A	1	HALF INNER SHIELD
24	00760249A	1	HALF OUTER SHIELD

GEARBOX ASY - P/N 702673

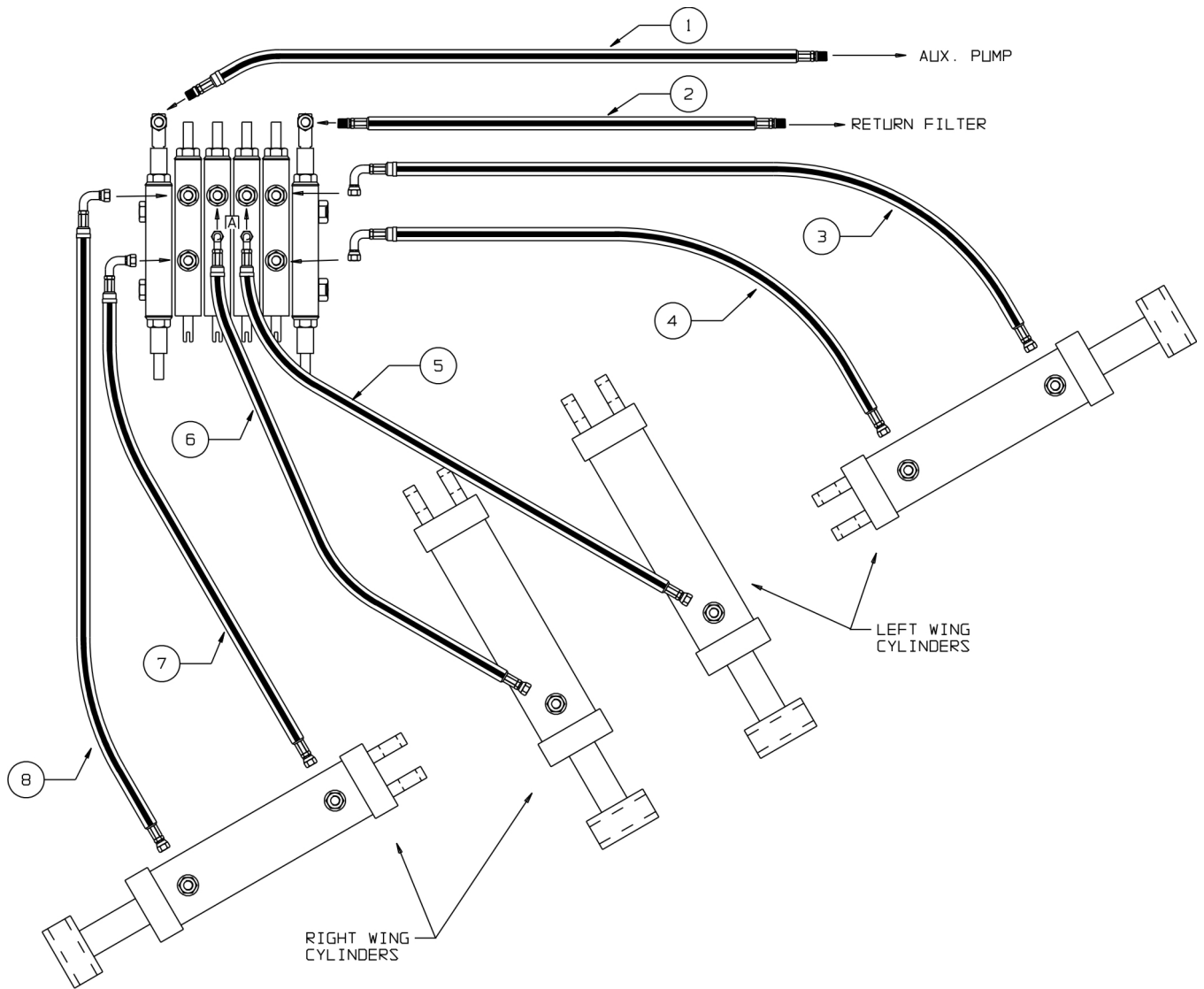


GEARBOX ASY - P/N 702673

Continued...

ITEM	PART NO.	QTY.	DESCRIPTION
	702673	1	GEARBOX ASY
1	001718	1	PINION
2	001719	1	SEAL
3	001717	1	NUT
4	001720	1	SPRING WASHER
5	00754757	2	BEARING, ROLLER
6	001716	1	SPACER
7	00754752	2	CIRCLIP, INTERNAL
8	001722	1	BEARING, ROLLER
9	00753222	2	SHIM
10	00754761	1	SHIM
11	001724	1	SEAL
12	001725	1	SHAFT W/ CROWN WHEEL
13	00754459	1	BEARING, BALL
14	001708	8	BOLT
15	001710	1	COVER
16	00755633	2	PLUG
17	000055	2	PLUG, DRAIN
18	002516	1	HOUSING
19	00769800	1	GASKET

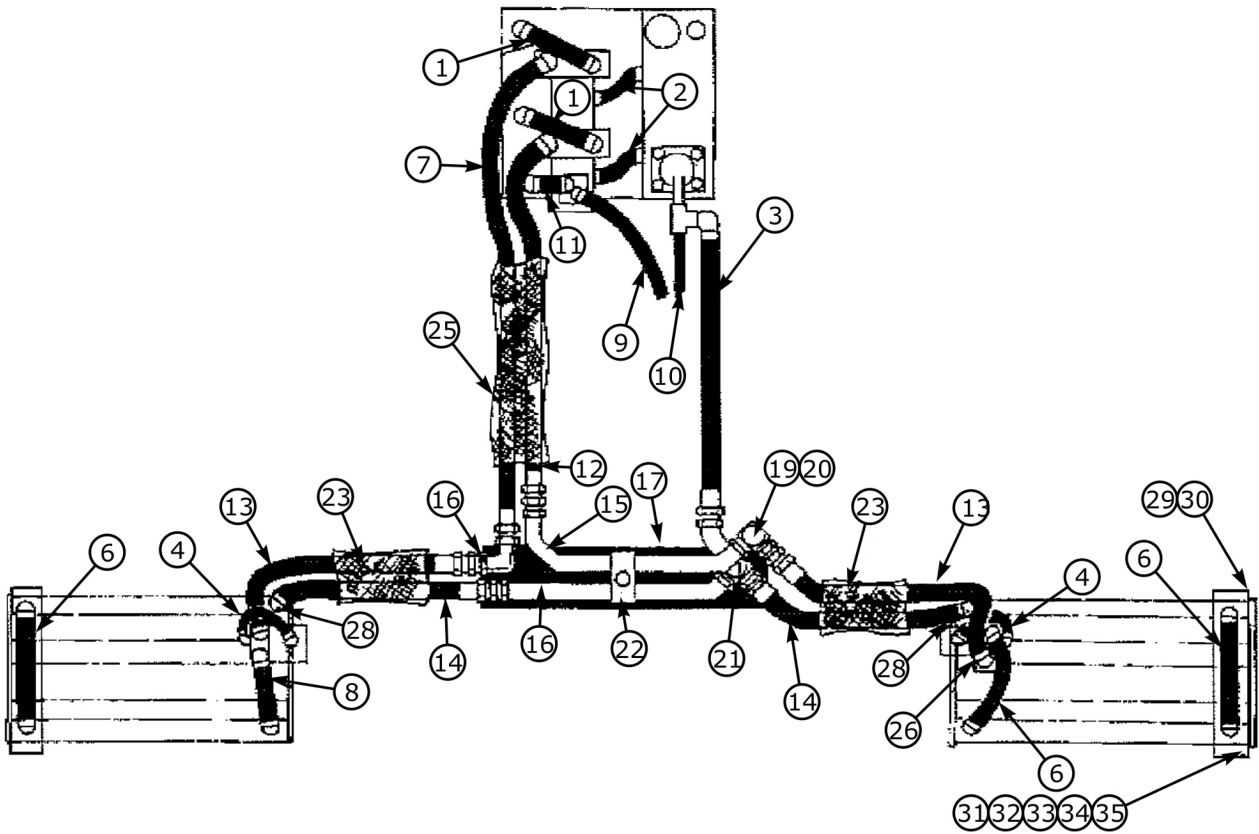
HYD SCHEMATIC - CYL HOSE - CONTROL DUAL WING



ITEM	PART NO.	QTY.	DESCRIPTION
1	001775	1	HOSE, CONTROL VALVE TO PUMP
2	001776	1	HOSE, CONTROL VALVE TO RETURN FILTER
3	001773	1	HOSE, CONTROL VALVE TO TILT CYL. - LIVE END
4	001774	1	HOSE, CONTROL VALVE TO TILT CYL. - DEAD END
5	001772	1	HOSE, CONTROL VALVE TO LIFT CYL. - LIVE END
6	001771	1	HOSE, CONTROL VALVE TO LIFT CYL. - LIVE END
8	001770	1	HOSE, CONTROL VALVE TO TILT CYL. - LIVE END

THIS PAGE INTENTIONAL LEFT BLANK

HYD SCHEMATIC W/ PARTS - DUAL WING

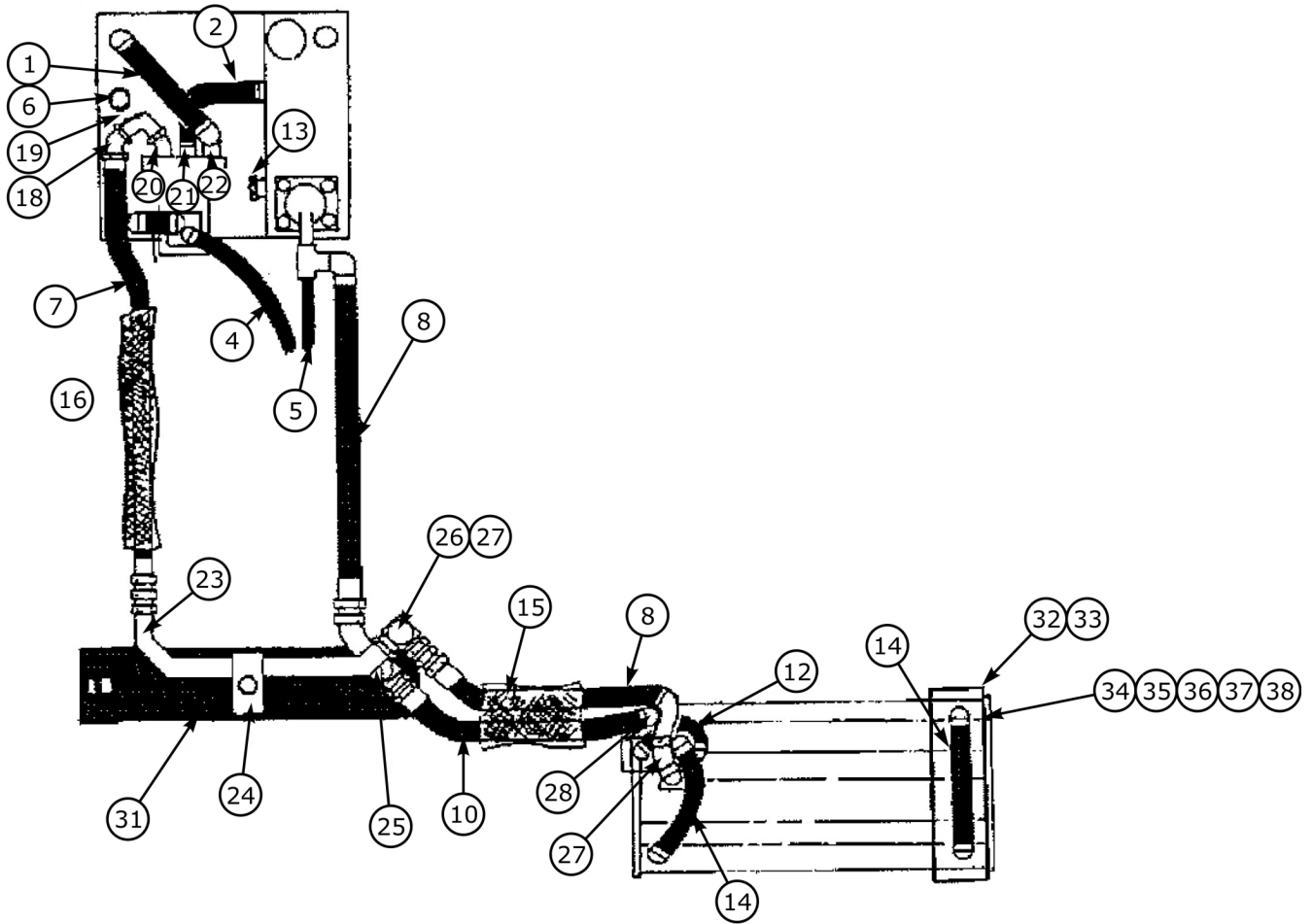


HYD SCHEMATIC W/ PARTS - DUAL WING

Continued...

ITEM	PART NO.	QTY.	DESCRIPTION
1	001783	2	SUCTION HOSE
2	001788	2	HOSE, CASE DRAIN - PUMP
4	001579	2	HOSE, CASE DRAIN - MOTOR
6	002628	3	HOSE, MOTOR RETURN TO WING COOLING TUBE
8	001780	1	HOSE, MOTOR RETURN TO WING COOLING TUBE
11	001782	1	HOSE, SUCTION, GEAR PUMP
13	002332	2	HOSE, HYD PLUMBING TO MOTOR-PRESSURE-33" LONG
	002365	2	HOSE, HYD PLUMBING TO MOTOR-PRESSURE- 62.5" LONG
14	02963432	2	HOSE, WING TO HYD PLUMBING-RETURN-33" LONG
	002364	2	HOSE, WING TO HYD PLUMBING-RETURN -65.5" LONG
15	02963546	1	TUBE, MOTOR PRESSURE
16	02963547	1	TUBE, MOTOR RETURN
17	02963563	1	MOUNTING PLATE
18	02742500	1	ADAPTER HYD, 90 DEG BULKHEAD
19	00751846	1	ADAPTER HYD, STRAIGHT BULKHEAD
20	00749941	1	WASHER
21	002329	1	ADAPTER HYD, SPECIAL
22	02959283	1	TUBE CLAMP
23	107260	2	SLEEVING (SHORT) 27" LONG
	106903	2	SLEEVING (LONG) 57" LONG
25	*	1	SLEEVING
26	02958858	1	ELBOW 90 DEG
28	02956851	2	ADAPTER HYD, 90 DEG.
29	108470	1	HOSE GUARD
30	108471	1	SIDE PLATE, HOSE GUARD
31	00011400	5	BOLT
32	00015800	5	LOCKNUT
33	0223200	2	FLATWASHER
34	02030700	1	BOLT
35	00001800	1	LOCKNUT

HYD SCHEMATIC W/ PARTS - RIGHT WING FIRST



HYD SCHEMATIC W/ PARTS - RIGHT WING FIRST

Continued...

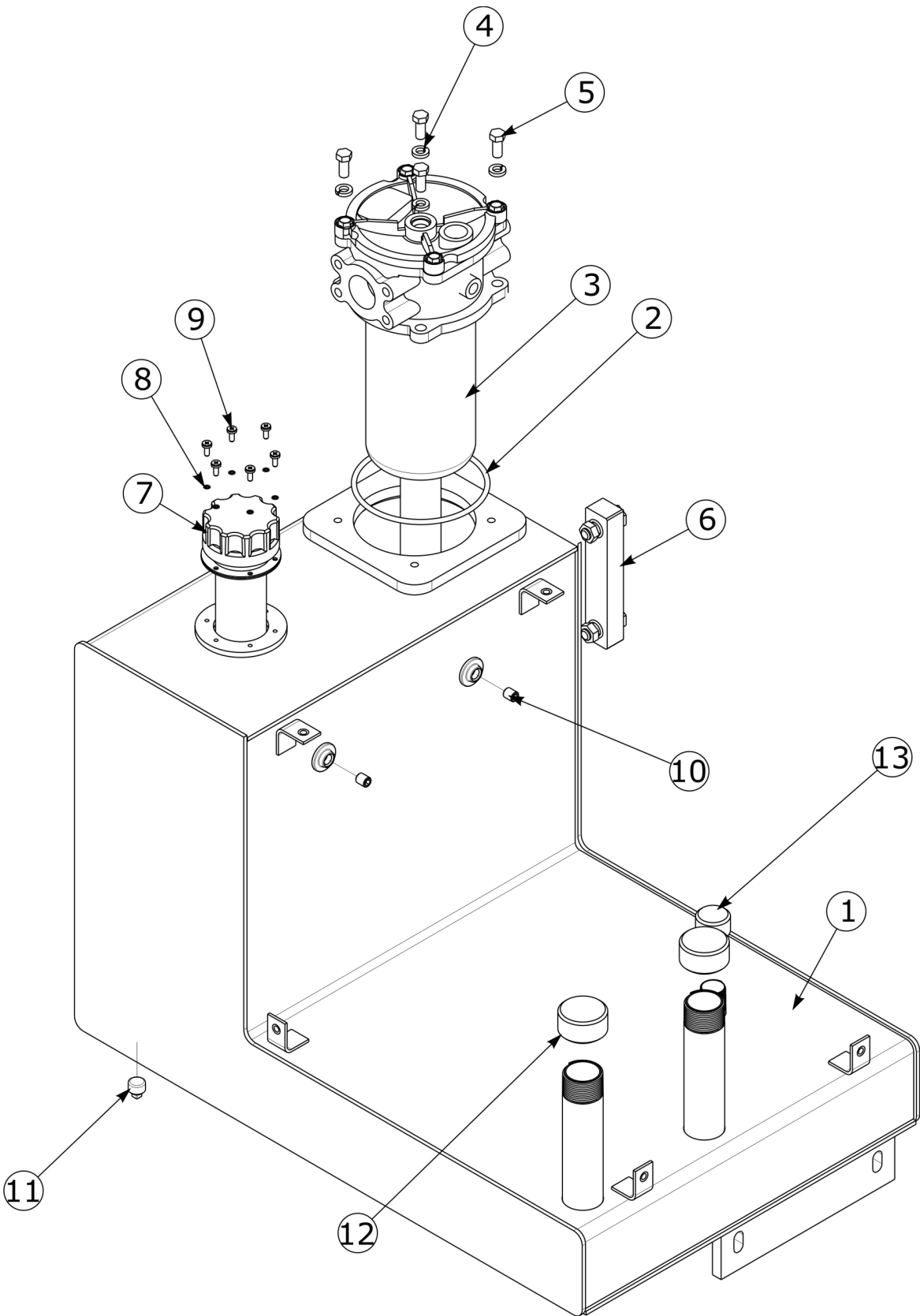
ITEM	PART NO.	QTY.	DESCRIPTION
1	001783	1	HOSE, SUCTION
2	001859	1	HOSE, CASE DRAIN - PUMP
3	001782	1	HOSE, SUCTION - GEAR PUMP
6	63078500	1	CAP, PIPE
9	002332	1	HOSE, HYD PLUMBING TO MOTOR-PRESSURE-33" LONG
	002365	1	HOSE, HYD PLUMBLING TO MOTOR-PRESSURE- 62.5" LONG
10	02963432	1	HOSE, WING TO HYD PLUMBING-RETURN-33" LONG
	002364	1	HOSE, WING TO HYD PLUMBING-RETURN 65.5" LONG
12	001579	1	HOSE, CASE DRAIN - MOTOR
13	00751003	1	PIPE PLUG
14	002628	2	HOSE, MOTOR RETURN TO WING COLOLING TUBE
15	107260	1	SLEEVING (SHORT) 27" LONG
	106903	1	SLEEVING (LONG) 57" LONG
16	*	1	SLEEVING
18	02959154	1	ADAPTER HYD, ELBOW, 45 DEG.
19	02958858	1	ADAPTER HYD, ELBOW, 90 DEG.
20	02043600	1	ADAPTER HYD, ELBOW, 45 DEG.
21	001573	1	ADAPTER, STRAIGHT
22	02961098	1	ADAPTER HYD, ELBOW 90 DEG. BOSS
23	02963546	1	TUBE, MOTOR PRESSURE
24	02959283	1	TUBE CLAMP
25	002329	1	ADAPTER HYD - SPECIAL
26	00751846	1	ADAPTER HYD - STRAIGHT BULKHEAD
27	00749941	1	WASHER
28	02956851	1	ADAPTER HYD, 90 DEG.
31	02963563	1	WELDMENT - TUBE MNTG BRCKT
32	108470	1	HOSE GUARD
33	108471	1	SIDE PLATE, HOSE GUARD
34	00011400	5	BOLT
35	00015800	5	LOCKNUT
36	0223200	2	FLATWASHER
37	02030700	1	BOLT
38	00001800	1	LOCKNUT

HYD SCHEMATIC W/ PARTS - RIGHT WING ONLY

Continued...

ITEM	PART NO.	QTY.	DESCRIPTION
1	001783	1	HOSE, SUCTION
2	001859	1	HOSE, CASE DRAIN - PUMP
3	001782	1	HOSE, SUCTION - GEAR PUMP
6	63078500	1	CAP, PIPE
8	*	1	HOSE, HYD PLUMBING TO TANK - RETURN
9	002332	1	HOSE, HYD PLUMBING TO MOTOR-PRESSURE, 33" LG
	002365	1	HOSE, HYD PLUMBING TO MOTOR-PRESSURE, 62.5" LG
10	02963432	1	HOSE, WING TO HYD PLUMBING-RETURN, 33" LG
	002364	1	HOSE, WING TO HYD PLUMBING RETURN, 65.5" LG
12	001579	1	HOSE, CASE DRAIN - MOTOR
13	00751003	1	PIPE PLUG
14	002628	2	HOSE, MOTOR RETURN TO WING COOLING TUBE & CROSSOVER TUBE
15	107260	1	SLEEVING (SHORT) 27" LONG
	106903	1	SLEEVING (LONG) 57" LONG
16	* \hat{A}	1	SLEEVING
18	02959154	1	ADAPTER HYD, ELBOW, 45 DEG.
19	02958858	1	ADAPTER HYD, ELBOW, 90 DEG.
20	02043600	1	ADAPTER HYD, ELBOW, 45 DEG.
21	03200283	1	ADAPTER HYD, STRAIGHT
22	02961098	1	ADAPTER HYD, ELBOW, 90 DEG. BOSS
23	02956851	1	ADAPTER HYD, 90 DEG.
25	02919400	1	ADAPTER HYD, ELBOW BULKHEAD
26	00751846	1	ADAPTER HYD, STRAIGHT BULKHEAD
27	107245	1	CLAMP BRACKET
28	107404	1	MOUNTING PLATE
29	108470	1	HOSE GUARD
30	108471	1	SIDE PLATE, HOSE GUARD
31	00011400	5	BOLT
32	00015800	5	LOCKNUT
33	0223200	2	FLATWASHER
34	02030700	1	BOLT
35	00001800	1	LOCKNUT

HYD TANK ASY - PN 02981133

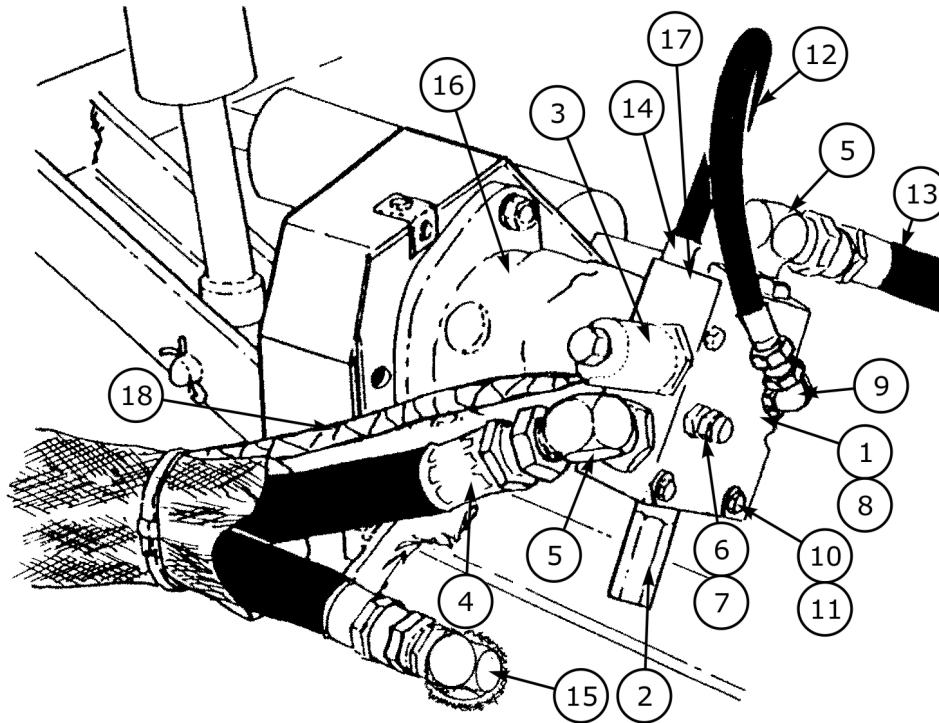


HYD TANK ASY - PN 02981133

Continued...

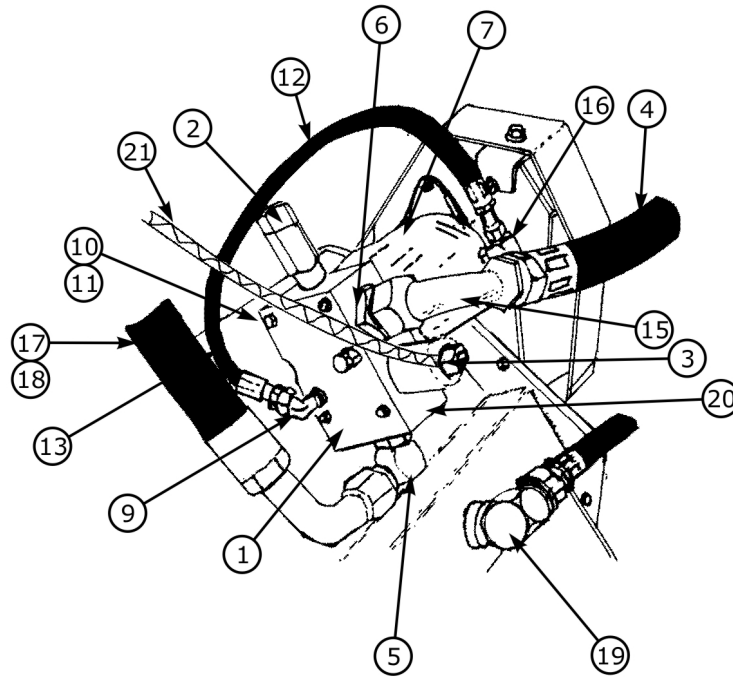
ITEM	PART NO.	QTY.	DESCRIPTION
	02981133	1	HYD TANK ASY, W/ FILTER
1	02981119	1	TANK WELDMENT
2	02967127	1	O-RING
3	02962617	1	FILTER ASY, W/ SHORT EXT TUBE
4	02049500	4	LOCKWASHER, 3/8" HIGHCOLLAR
5	000645	4	BOLT, HEX HEAD 3/8"-NC X 7/8" PL GR5
6	02968880	1	GAUGE, SIGHT & TEMPERATURE
7	02968879	1	FILLER CAP & BREATHER ASY
8	00751984	6	STARWASHER #10, EXT TOOTH PL
9	02969917	6	MACHINE SCREW, M5-P0.8 X 12MM
10	000695	2	PLUG, PIPE, SOCKET HEAD 1/4"-18
11	00752307	1	PLUG, MAGNETIC 1/2" NPT
12	001819	2	PLUG, CAP-TEAR TAB 1-1/4"
13	02979616	1	PIPE, CAP 3/4"-14 NPT

MOTOR ASY - LEFT WING



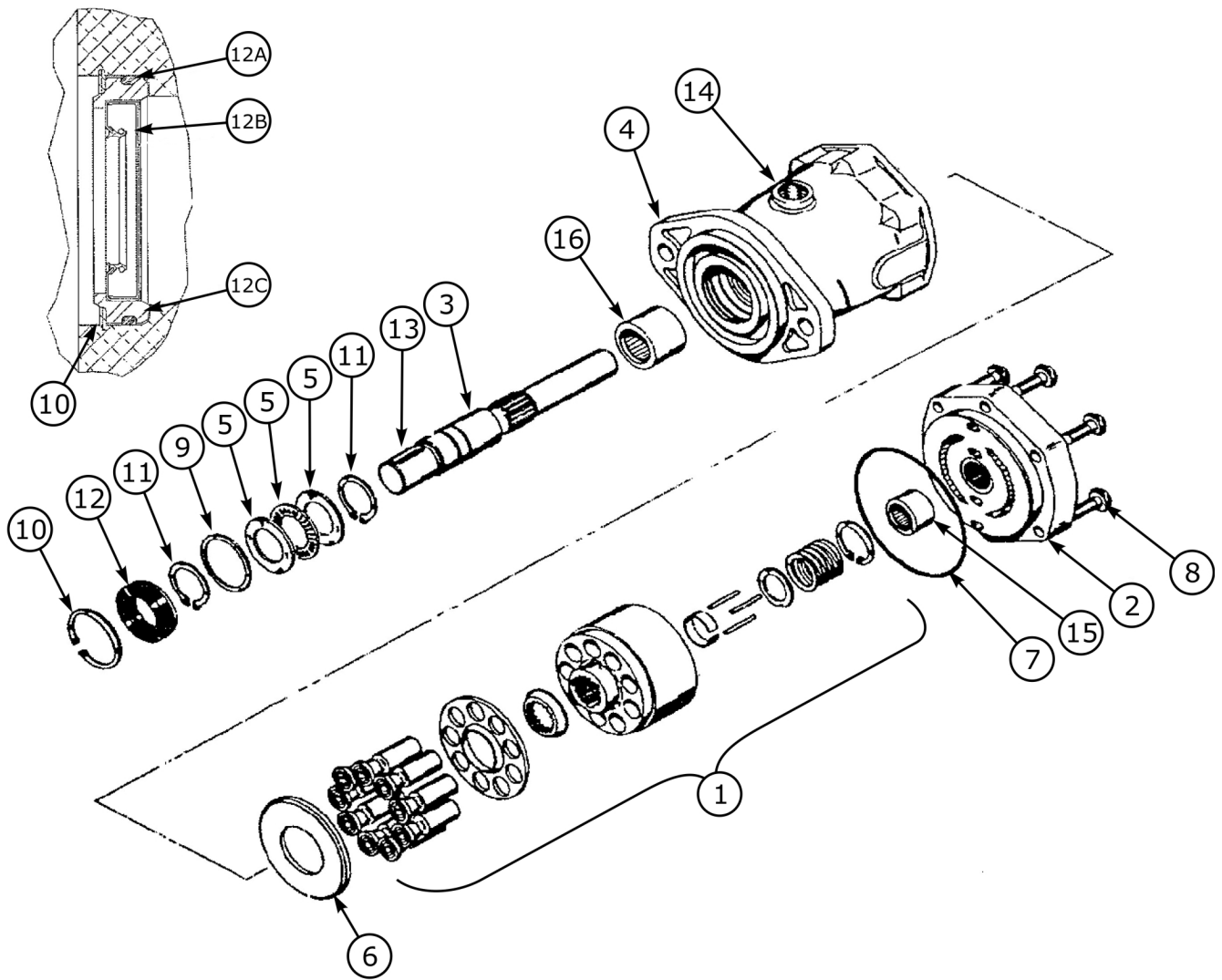
ITEM	PART NO.	QTY.	DESCRIPTION
1	02964792	1	MANIFOLD
2	001759	1	RELIEF
3	02989700	1	SOLENOID VALVE - COMPLETE
	02989699	1	SOLENOID VALVE CARTRIDGE
	02989698	1	SOLENOID COIL
4	*	1	HOSE, PRESSURE
5	02090900	2	ELBOW
6	001574	1	CAP NUT
7	03200283	1	STRAIGHT ADAPTER
8	02964793	2	O-RING (NOT SHOWN)
9	63149100	1	ELBOW
10	00011700	4	LOCKWASHER
11	7AH551832	4	BOLT
12	001579	1	HOSE-DRAIN
13	001780	1	HOSE RETURN CROSSOVER
14	001654	1	ELBOW ADAPTER
15	02956851	1	ADAPTER
16	02985522	1	MOTOR
17	03200587	1	PLUG (NOT SHOWN)
18	002497	1	WIRE HARNESS LEFT WING

MOTOR ASY - RIGHT WING



ITEM	PART NO.	QTY.	DESCRIPTION
1	02964792	1	MANIFOLD
2	001759	1	RELIEF
3	02989700	1	SOLENOID VALVE - COMPLETE
	02989699	1	SOLENOID VALVE CARTRIDGE
	02989698	1	SOLENOID COIL
4	*	1	HOSE, PRESSURE
5	02090900	1	ELBOW
6	7AH551832	1	ADAPTER
7	02985522	1	MOTOR
8	02964793	2	O-RING (NOT SHOWN)
9	63149100	1	ELBOW
10	00011700	4	LOCKWASHER
11	7AH551832	4	BOLT
12	001579	1	HOSE-DRAIN
13	002017	1	HOSE RETURN CROSSOVER
15	02958858	1	FORMED TUBE
16	001654	1	ELBOW ADAPTER
17	03200283	1	ADAPTER
18	001574	1	CAP
19	02956851	1	ADAPTER
20	03200587	1	PLUG (NOT SHOWN)
21	002496	1	WIRE HARNESS RIGHT WING

MOTOR REPAIR PARTS - P/N 001602

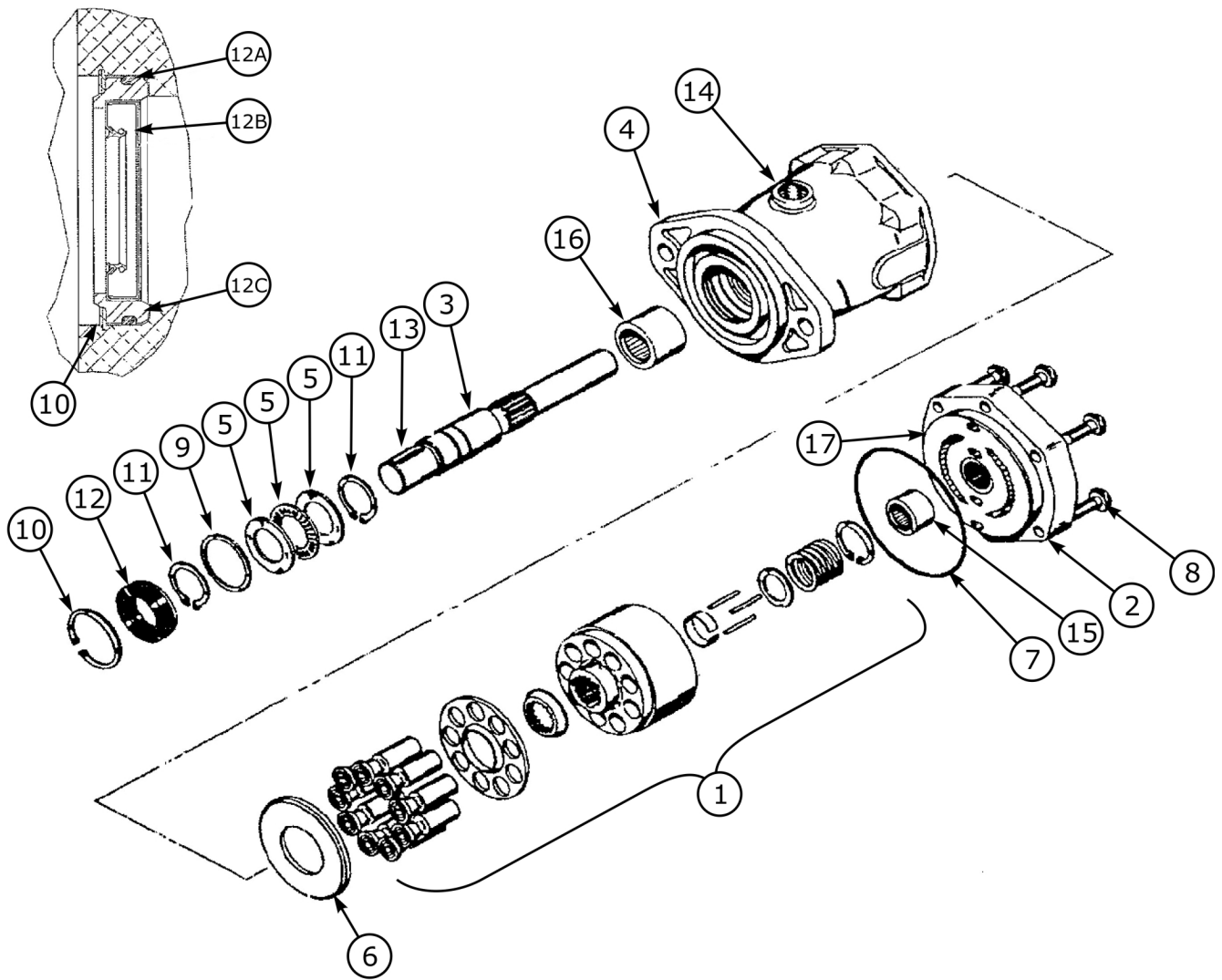


MOTOR REPAIR PARTS - P/N 001602

Continued...

ITEM	PART NO.	QTY.	DESCRIPTION
	001602	1	MOTOR W/KEY 2.48 CU/IN.
1	001641	1	ROTATING KIT ASY
2	001642	1	PLATE ASY, BACKING
3	001643	1	SHAFT, KEYED
4	NFS	1	HOUSING ASY, (NOT FURNISHED AS PARTS)
5	001644	1	BEARING & RACE SET
6	001645	1	PLATE, CAM INSERT
7	03200409	1	O-RING
8	00016200	2	HHCS 5/16NC 2 PL5
9	03200411	1	WASHER
10	02966925	1	RING, SPIRAL
11	02977420	2	RETAINING RING
12	02966926	1	KIT, SEAL ADAPTER
12A	02966924	1	O-RING, 2.0 X 1-13/16
12B	02966922	1	SEAL, HIGH PRESSURE
12C	02966923	1	SEAL ADAPTER, 2.00 BORE
13	03200521	1	STEP KEY, 1/4 X 5/16
14	03200587	1	PLUG, HEX HD # 8MB
15	002339	1	BEARING, BACKPLATE
16	002340	1	BEARING HOUSING
	001648	1	SEAL KIT

MOTOR REPAIR PARTS - P/N 02985522

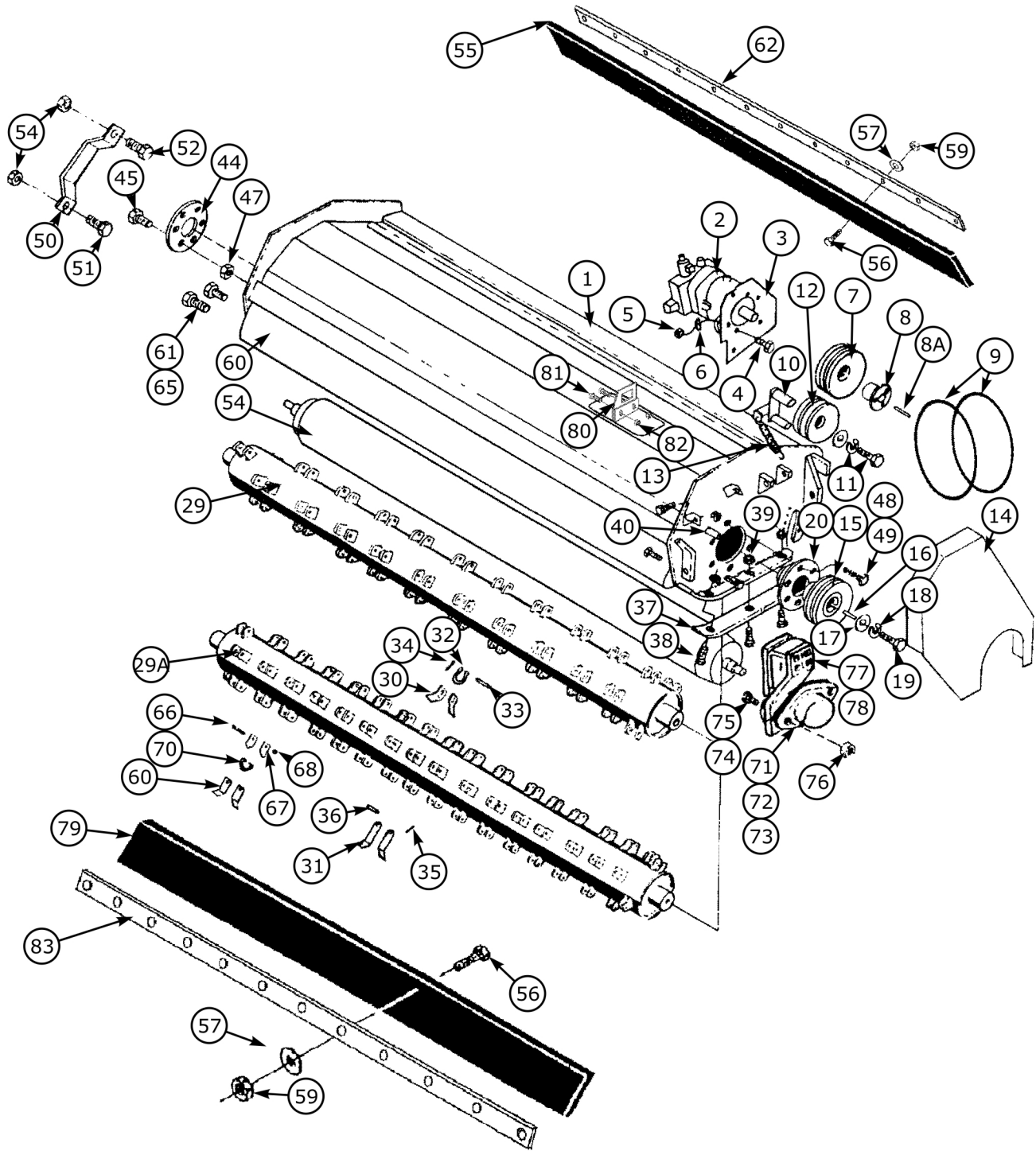


MOTOR REPAIR PARTS - P/N 02985522

Continued...

ITEM	PART NO.	QTY.	DESCRIPTION
	02985522	1	MOTOR W/KEY 2.48 CU/IN.
1	001641	1	ROTATING KIT ASY
2	02986032	1	PLATE ASY, BACKING
3	001643	1	SHAFT, KEYED
4	NFS	1	HOUSING ASY, (NOT FURNISHED AS PARTS)
5	001644	1	BEARING & RACE SET
6	001645	1	PLATE, CAM INSERT
7	03200409	1	O-RING
8	00016200	2	HHCS 5/16NC 2 PL5
9	03200411	1	WASHER
10	02966925	1	RING, SPIRAL
11	02977420	2	RETAINING RING
12	02966926	1	KIT, SEAL ADAPTER
12A	02966924	1	O-RING, 2.0 X 1-13/16
12B	02966922	1	SEAL, HIGH PRESSURE
12C	02966923	1	SEAL ADAPTER, 2.00 BORE
13	03200521	1	STEP KEY, 1/4 X 5/16
14	03200587	1	PLUG, HEX HD # 8MB
15	002339	1	BEARING, BACKPLATE ASY
16	002340	1	BEARING HOUSING
17	02986033	1	VALVE PLATE
	02986766	1	SEAL KIT

MOWER ASY - LH & RH WING 50 (PART 1)

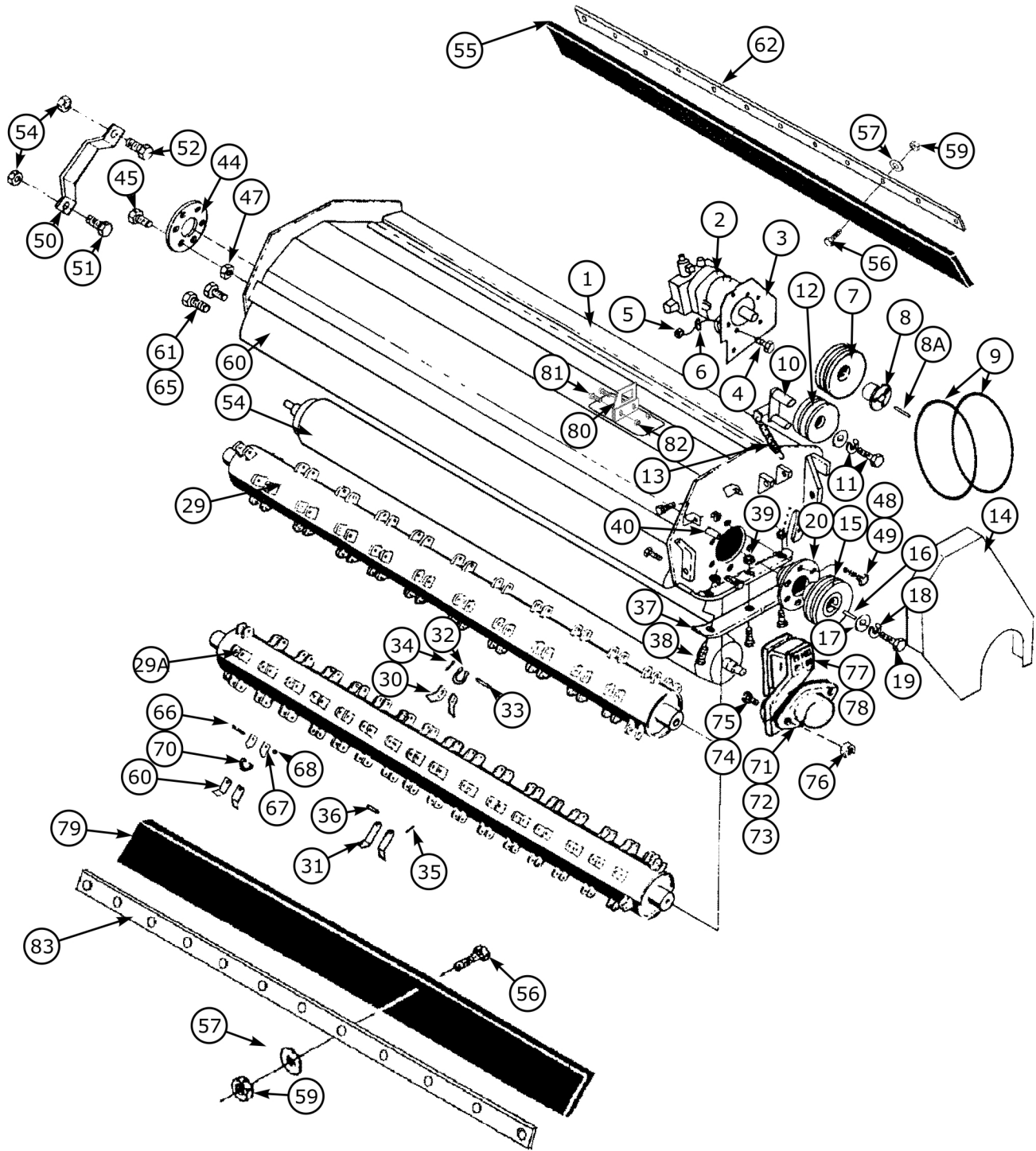


MOWER ASY - LH & RH WING 50 (PART 1)

Continued...

ITEM	PART NO.	QTY.	DESCRIPTION
1	108192	1	CUTTER HSG WLDMNT, RH 50" WING
	108200	1	CUTTER HSG WLDMNT, LH 50" WING
2	-----	1	MOTOR ASY, WING (SEE HYD MOTOR SWCTâ€™MÑ)
3	106458	1	PLATE,MOTOR MOUNT
	00023100	2	BOLT, HEX HEAD3/8"-16UNC X 1-1/2" PL GR5
6	00019600	2	LOCKWASHER, 1/2" HEAVY
7	000673	1	PULLEY, 2 GRV
8	001761	1	HUB, 1-1/8 ID 1-13/16LG 1/4 KEY
	10121000	3	BOLT, HEX HEAD 5/16"-NC X 1-1/4" PL GR5
8A	03200521	1	STEP KEY 1/4 X 5/16
9	000702	1	V-BELTS MATCHED PAIR (2 BELTS)
10	106529	1	IDLER ARM WLDMNT, RH FWD ROT.
	106527	1	IDLER ARM WLDMNT, RH REV ROT
	106526	1	IDLER ARM WLDMNT, LH REV ROT.
	106528	1	IDLER ARM WLDMNT, LH FWD ROT.
11	103105	2	IDLER PULLEY
	000001	1	BOLT, HEX HEAD 5/16"-NF X 5/8" PL GR5
	00023500	1	FLATWASHER, 5/16 TYPE AW,ZP
12	101778	1	IDLER BEARING SPACER
13	000539	1	SPRING, EXTENSION
	702747	1	IDLER ASY, RH (FWD ROT)
	702748	1	IDLER ASY, LH (FWD ROT)
	703085	1	IDLER ASY, RH (REV ROT)
	703086	1	IDLER ASY, LH (REV ROT)
14	107390	1	BELT GUARD WLDMNT, RH FWD ROT
	107394	1	BELT GUARD WLDMNT RH REV ROT
	107386	1	BELT GUARD WLDMNT LH FWD ROT
	106614	1	BELT GUARD WLDMNT, LH REV ROT
	02035400	2	BOLT, HEX HEAD 3/8"-NF X 3/4" PL GR5
	00011100	2	FLATWASHER, 3/8" PL STD
	03101646	2	LOCKWASHER, 3/8 MEDIUM-ZP
	702754	1	SUPPORT GUARD, TOP
15	103065	1	CUTTERSHAFT PULLEY
16	100768	1	KEY, CUTTERSHAFT PULLEY
17	103767	1	WASHER, 1-3/4" X 33/64" X 1/4"
18	000521	1	LOCKWASHER, HVY 5/8"
19	000407	1	BOLT, HEX HEAD 5/8"-NF X 1-1/2" ZP GR5
20	703695	1	BEARING, ASY, CUTTERSHAFT
	002315	1	BEARING, CUTTERSHAFT
21	108189	1	ROLLER WLDMNT, 50", RND KEYED SHAFT
29	108186	1	CUTTERSHAFT WLDMNT, 50" CC KNIFE

MOWER ASY - LH & RH WING 50 (PART 2)

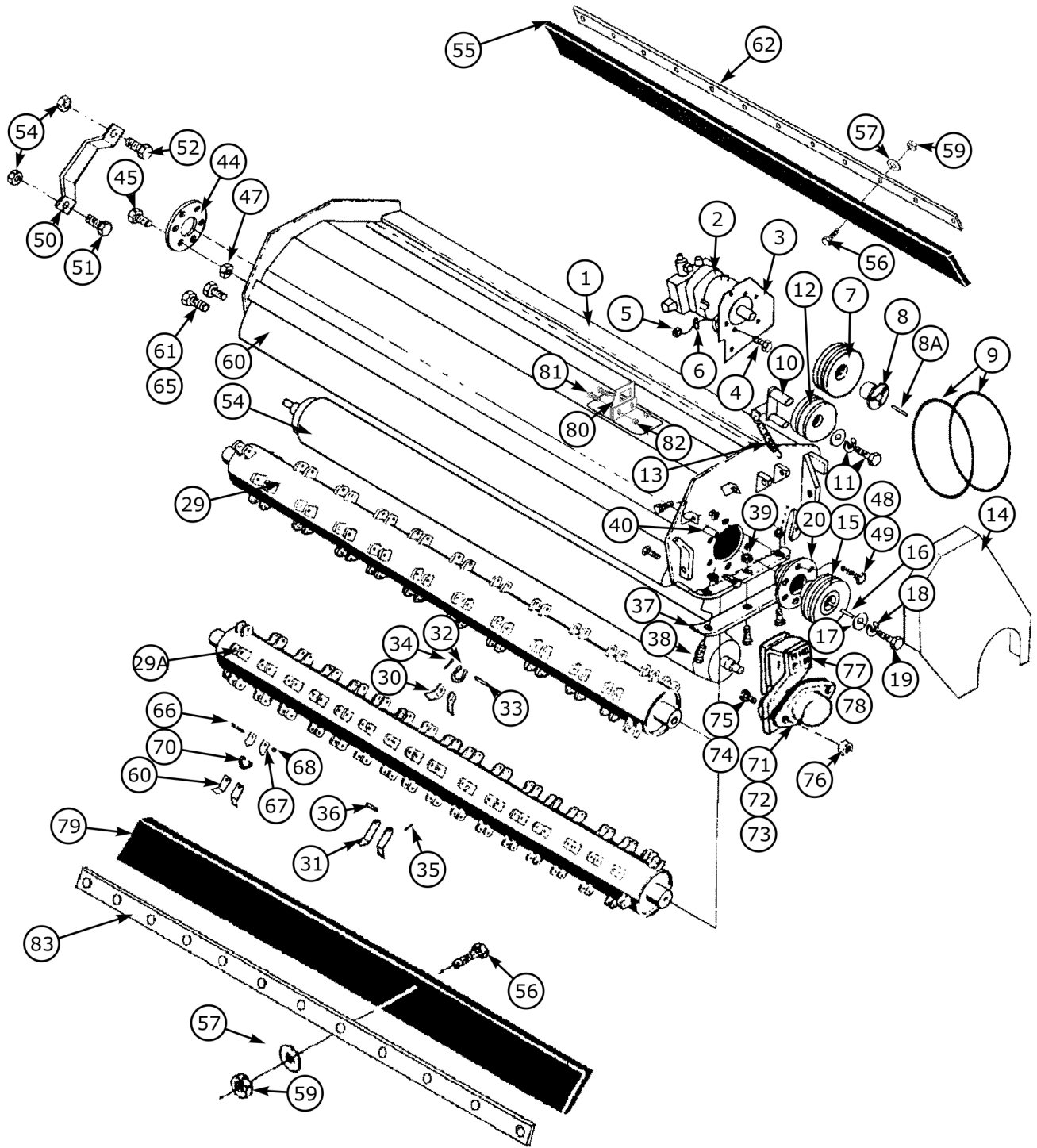


MOWER ASY - LH & RH WING 50 (PART 2)

Continued...

ITEM	PART NO.	QTY.	DESCRIPTION
29A	108187	1	WLDMT. 50 FC CTRSHFT.
30	100759	56	USE 02986332
	108381	56	KNIFE HD COARSE CUT
31	02988196	136	KNIFE, FINE CUT
32	100761	28	RING COMPLETE
33	102670	28	PIN-HARDENED
35	02668700	68	PIN COTTER 1/8 X 3/4 HAMLK
36	101034	68	KNIFE PIN HEAT TREATED<
37	103051	2	SHOE/WEAR PLATE
38	02886900	2	CARB 1/2 NC 1-1/2 PL5
39	000700	4	BOLT,PLOW 1/2NC X 1-1/2 GR5
	00011700	6	HIGH ALLOY, L/W 5/16 YZ KG
40	702749	1	IDLER PIVOT PIN MA
	000853	1	GREASE FTG 1/4-28 SHORT THREAD
	000206	1	NO. 2 RED LUBRICAPS<
44	704305	1	BEARING, ASY
	002530	1	BEARING,CUTTERSHFT (NON-DRIVE)
45	00753642	6	HEXB 3/8 NC X 1-1/4 PL5
47	00752036	6	NUT TOPLOCK 3/8 NC PL
48	000406	6	HHCS 3/8 NF 1-1/8 PL
49	000841	6	LOCKWASHER,3/8 EXTERNAL TOOTH
50	103064	1	FENDER
55	002513	1	DEFLECTOR-REAR 50
56	02153100	18	HHCS 1/4 NC 1-1/4 PL
57	00024100	18	FLATWASHER STD 1/4 PL
59	02959924	18	NUT TOPLOCK 1/4 NC PLB
60	108193	1	WDMT, FOOT GUARD 50
61	02030700	2	HHCS 1/2 NC 1 1/4 PL5
	00748823	2	HHCS 1/2-13UNC 1-1/2 PL5
65	00001800	4	LOCKNUT TLM 1/2 NC PLB
66	000032	68	HHCS 5/16NF 7/8 PL5
67	02990020	136	CLIP, RING
68	000210	68	LOCKNUT CLM 5/16 NF PLB
69	02986333	136	FINE CUT RING KNIFE
70	101991	68	RING
71	703575	2	ASSY- ROLLER BRG
	703976	2	ASY- ROLLER BRG W/HEX BORE
	107340	2	HOUSING,BEARING,MACHINED
72	703574	2	PKG,BRG ASSY W/SETSCREW
	002486	2	BEARING-REAR ROLLER W/HEX BORE
73	002039	2	ASY GREASE FTG 1/4-28 90 DEG

MOWER ASY - LH & RH WING 50 (PART 3)

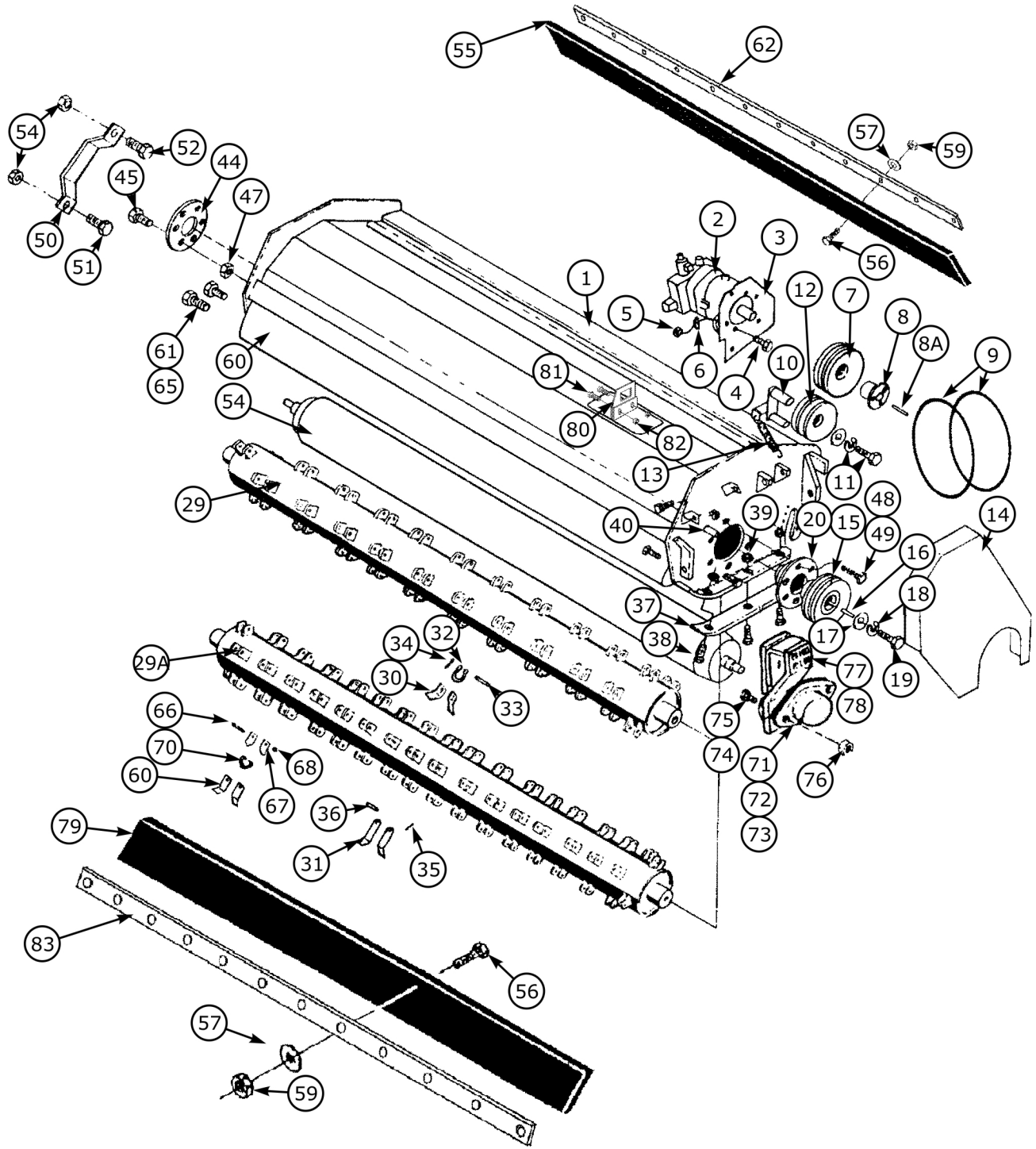


MOWER ASY - LH & RH WING 50 (PART 3)

Continued...

ITEM	PART NO.	QTY.	DESCRIPTION
74	002037	2	SEAL- ROLLER BRG
75	000516	4	CARB 1/2 NC 1-3/4 PL5
76	02979042	4	LOCKNUT,SP INSET 1/2 NC PLB
77	107182	1	USE 02976761
78	107380	1	USE 02976761
80	108185	1	OFFSET LOCKING PLATE
81	00720512	2	BOLT, 5/8-11X 2.06 GR5 -UNPLTD
82	00725916	2	NUT,CENTER LOCK,5/8NC,PL5

MOWER ASY - LH & RH WING 62 (PART 1)

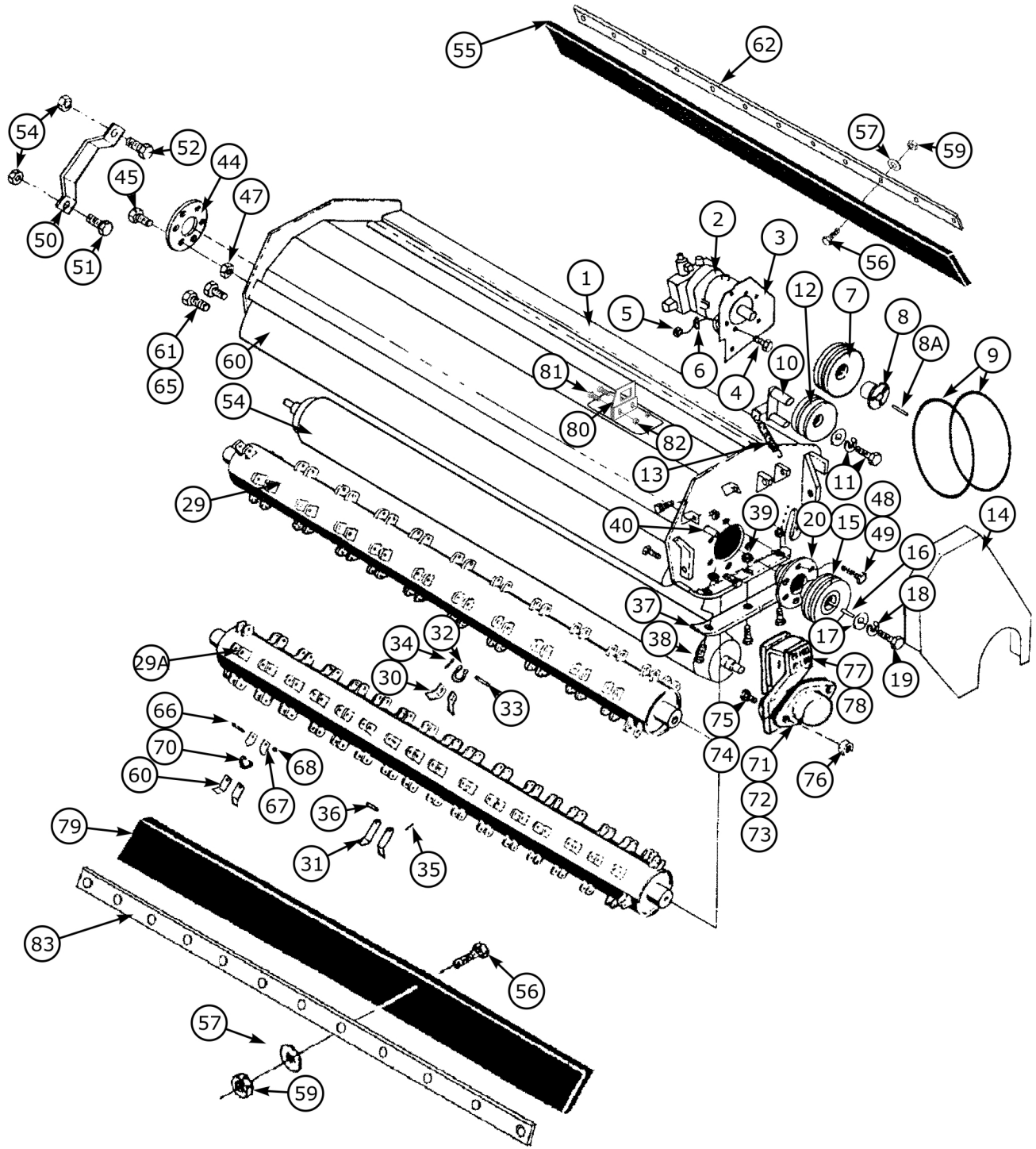


MOWER ASY - LH & RH WING 62 (PART 1)

Continued...

ITEM	PART NO.	QTY.	DESCRIPTION
1	107154	1	WLDMT CUTTERHSG RH 62
	107155	1	WLDMT CUTTERHSG LH 62
3	106458	1	PLATE,MOTOR MOUNT
	00023100	2	HHCS 3/8 -16UNC 1-1/2 PL5
6	00019600	2	LOCKWASHER, 1/2, HVY, PL
7	000673	1	PULLEY 6.35 OD 2 GRV B SEC
8	001761	1	USE 000911
	10121000	3	HHCS 5/16NC 1-1/4 PL5
8A	03200521	1	STEP KEY 1/4 X 5/16
9	000702	1	V-BELTS MATCHED PAIR (2 BELTS)
10	106529	1	WLDMT,IDLER ARM RIGHT,FWD.ROT.
	106527	1	WLDMT,IDLER ARM RIGHT,REV. ROT
	106526	1	WLDMT,IDLER ARM LEFT,REV. ROT.
	106528	1	WLDMT,IDLER ARM LEFT,FWD. ROT.
11	103105	2	IDLER PULLEY - INT<
	000001	1	HHCS 5/16NF 5/8 PL5
	00023500	1	FLATWASHER 5/16 PL
12	101778	1	IDLER BEARING SPACER<
13	000539	1	SPRING,EXTENSION
	702747	1	ASSY,IDLER,RH (FWD ROT)
	702748	1	ASSY,IDLER,LH (FWD ROT)
	703085	1	ASSY,IDLER,RH (REV ROT)
	703086	1	ASSY,IDLER,LH (REV ROT)
14	107390	1	WLDMT- BELT GRD RH FWD ROT
	107394	1	WLDMT- BELT GUARD RH RR
	107386	1	WLDMT- BELT GRD LH FWD ROT
	106614	1	WLDMT,LH,BELT GUARD
	02035400	2	HHCS 3/8 NF 3/4 PL5
	00011100	2	FLATWASHER STD 3/8
	03101646	2	HIGH ALLOY, L/W 3/8 YZ
	702754	1	SUPPORT, GUARD - TOP NA
15	103065	1	CUTTERSHAFT PULLEY
16	100768	1	KEY,PULLEY,CTRSHAFT
17	103767	1	WASHER,1-3/4 X 33/64 X 1/4
18	000521	1	LOCKWASHER, 5/8 HVY, KANTLINK
19	000407	1	HHCS,5/8NF X 1-1/2 ZP5
20	703695	1	BEARING, ASY, CUTTERSHAFT
	002315	1	BEARING CUTTERSHAFT
21	107176	1	WLDMT- ROLLER 62
	107784	1	WLDMT- ROLLER 62 W/HEX SHAFT

MOWER ASY - LH & RH WING 62 (PART 2)

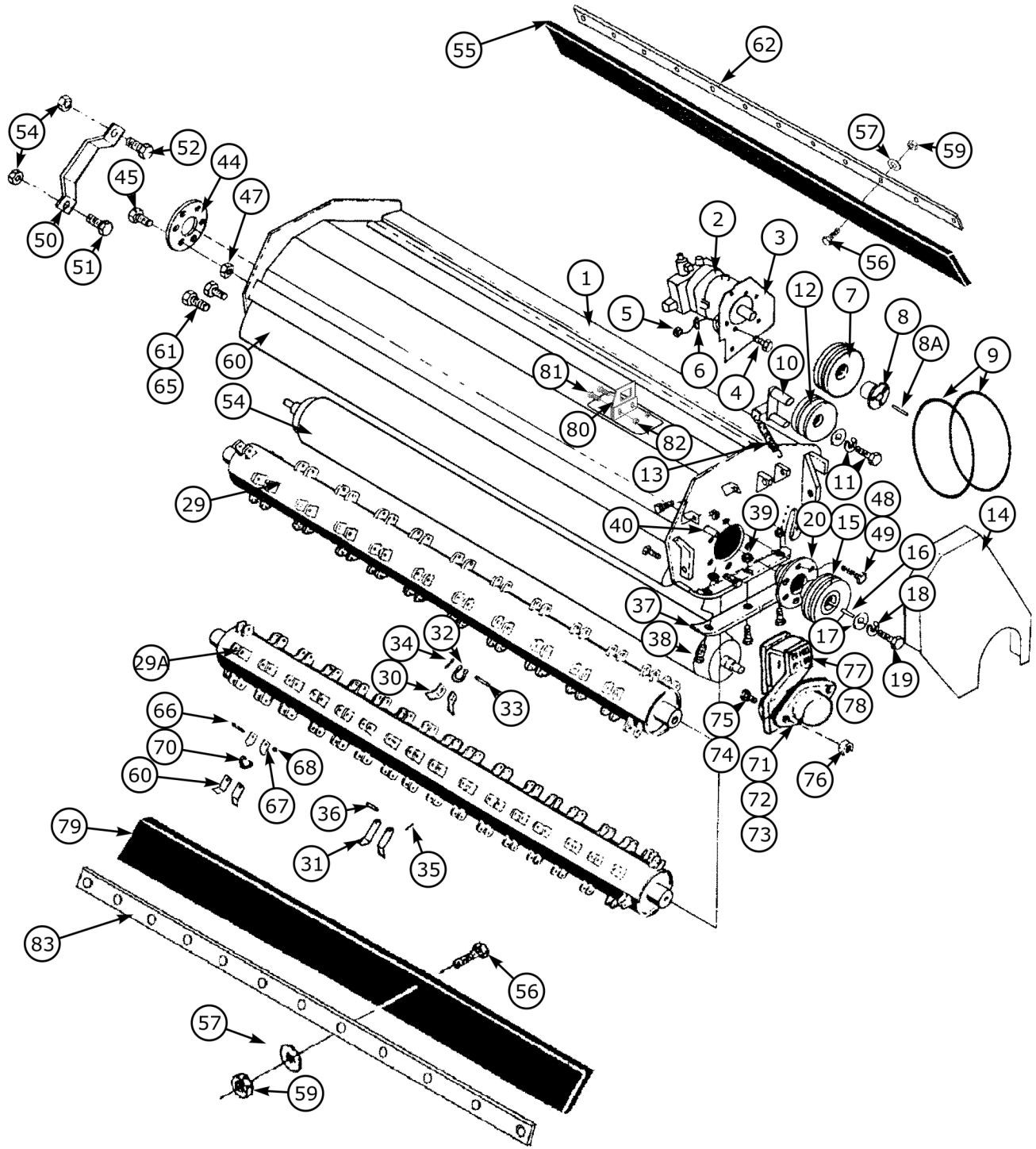


MOWER ASY - LH & RH WING 62 (PART 2)

Continued...

ITEM	PART NO.	QTY.	DESCRIPTION
	703262	1	KIT,ROLLER 60/62
29	107123	1	CUTTERSHAFT, WA CC
29A	107127	1	CUTTER SHAFT, WA FC
30	100759	72	USE 02986332
	108381	72	KNIFE HD COARSE CUT
31	02988196	152	KNIFE, FINE CUT
32	100761	36	RING COMPLETE
33	102670	36	PIN-HARDENED
35	02668700	76	PIN COTTER 1/8 X 3/4 HAMLK
36	101034	76	KNIFE PIN HEAT TREATED<
37	103051	2	SHOE/WEAR PLATE
38	02886900	2	CARB 1/2 NC 1-1/2 PL5
39	000700	4	BOLT,PLOW 1/2NC X 1-1/2 GR5
	00011700	6	HIGH ALLOY, L/W 5/16 YZ KG
40	702749	1	IDLER PIVOT PIN MA
	000853	1	GREASE FTG 1/4-28 SHORT THREAD
	000206	1	NO. 2 RED LUBRICAPS<
44	704305	1	BEARING, ASY
	002530	1	BEARING,CUTTERSHT (NON-DRIVE)
45	00753642	6	HEXB 3/8 NC X 1-1/4 PL5
47	00752036	6	NUT TOPLOCK 3/8 NC PL
48	000406	6	HHCS 3/8 NF 1-1/8 PL
49	000841	6	LOCKWASHER,3/8 EXTERNAL TOOTH
50	103064	1	FENDER
55	104682	1	DEFLECTOR,TRASH,62 (REAR)
60	107255	1	WLDMT, FOOT GUARD 62, INT
61	02030700	2	HHCS 1/2 NC 1 1/4 PL5
	00748823	2	HHCS 1/2-13UNC 1-1/2 PL5
62	108742	1	BAR,FLAP RETAINER - 62" REAR
65	00001800	4	LOCKNUT TLM 1/2 NC PLB
66	000032	76	HHCS 5/16NF 7/8 PL5
67	02990020	152	CLIP, RING
68	000210	76	LOCKNUT CLM 5/16 NF PLB
69	02986333	152	FINE CUT RING KNIFE
70	101991	76	RING
71	703575	2	ASSY- ROLLER BRG
	703976	2	ASY- ROLLER BRG W/HEX BORE
	107340	2	HOUSING,BEARING,MACHINED
72	703574	2	PKG,BRG ASSY W/SETSCREW
	002486	2	BEARING-REAR ROLLER W/HEX BORE
73	002039	2	ASY GREASE FTG 1/4-28 90 DEG

MOWER ASY - LH & RH WING 62 (PART 3)

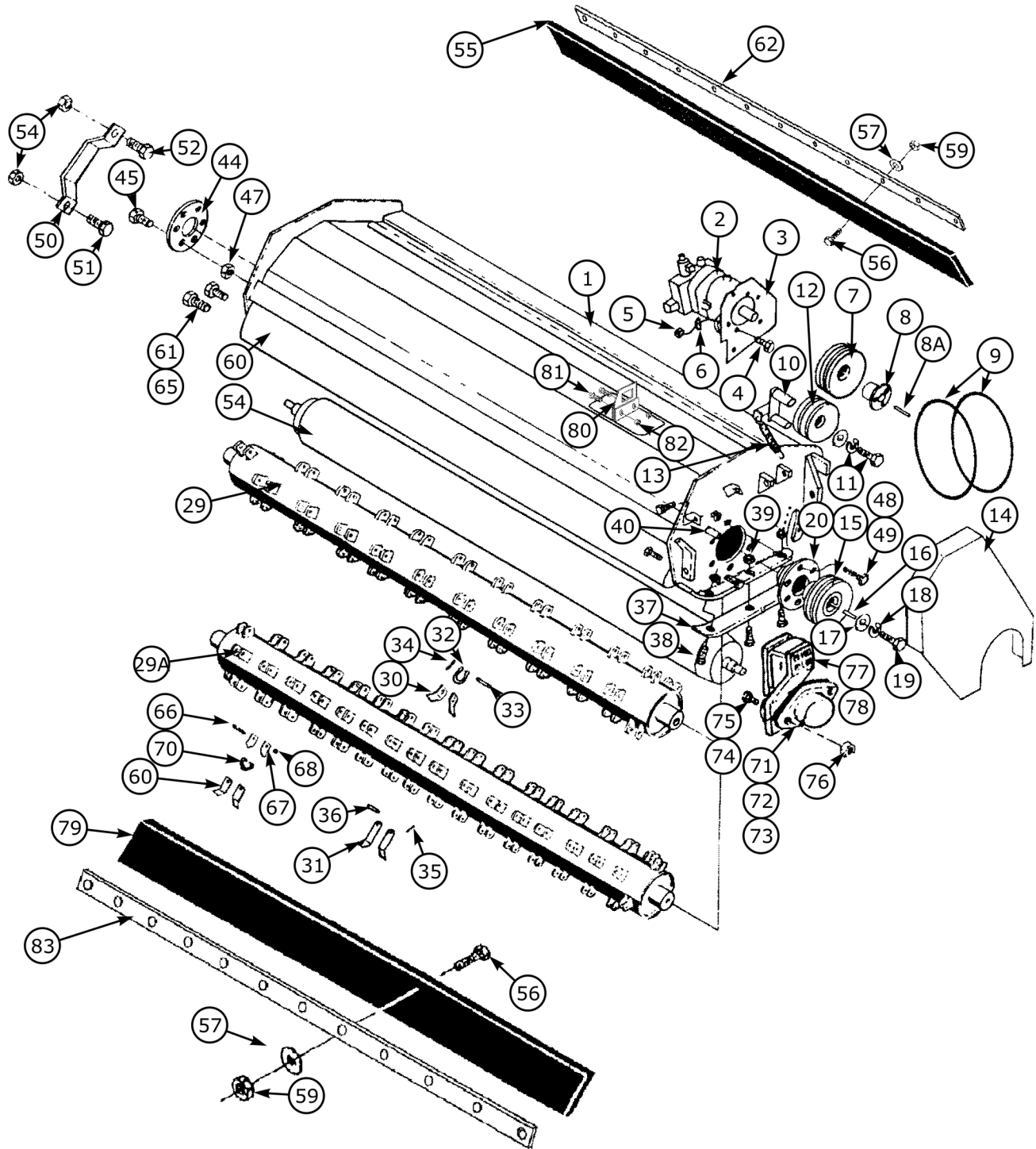


MOWER ASY - LH & RH WING 62 (PART 3)

Continued...

ITEM	PART NO.	QTY.	DESCRIPTION
74	002037	2	SEAL- ROLLER BRG
75	000516	4	CARB 1/2 NC 1-3/4 PL5
76	02979042	4	LOCKNUT,SP INSET 1/2 NC PLB
77	107182	1	USE 02976761
78	107380	1	USE 02976761
79	106779	1	DEFLECTOR,TRASH,62 (FRONT)
	703263	1	ASSY,ROLLER BRG/BRKT,LH
	703596	1	ASSY,ROLLER BRG/BRKT,RH
	703977	1	ASY- ROLLER BRKT LH W/HEX BRG
	703978	1	ASY- ROLLER BRKT RH W/HEX BRG
80	108185	1	OFFSET LOCKING PLATE
81	00720512	2	BOLT, 5/8-11X 2.06 GR5 -UNPLTD
82	00725916	2	NUT,CENTER LOCK,5/8NC,PL5
83	108750	2	BAR FLAP RETAINER 62 FRONT
	02153100	24	HHCS 1/4 NC 1-1/4 PL
	00024100	24	FLATWASHER STD 1/4 PL
	02959924	24	NUT TOPLOCK 1/4 NC PLB

MOWER ASY - LH & RH WING 74 (PART 1)

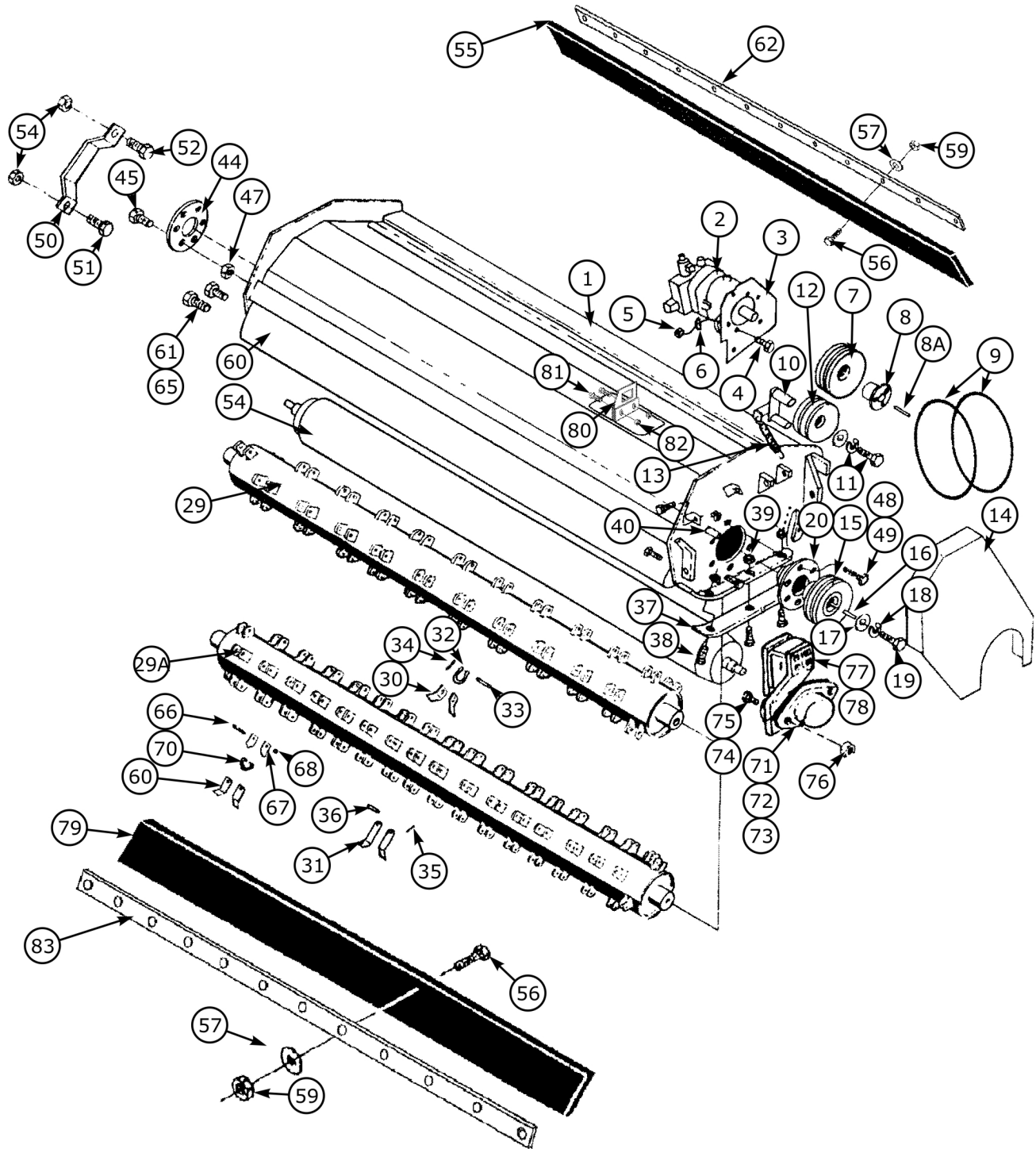


MOWER ASY - LH & RH WING 74 (PART 1)

Continued...

ITEM	PART NO.	QTY.	DESCRIPTION
1	107156	1	WLDMT,CTRHSG,74-RH
	107157	1	WLDMT,CTRHSG,74-LH
3	106458	1	PLATE,MOTOR MOUNT
	00023100	2	HHCS 3/8 -16UNC 1-1/2 PL5
4	00748823	2	HHCS 1/2-13UNC 1-1/2 PL5
5	00001800	2	LOCKNUT TLM 1/2 NC PLB
6	00019600	2	LOCKWASHER, 1/2, HVY, PL
7	000673	1	PULLEY 6.35 OD 2 GRV B SEC
8	001761	1	USE 000911
	10121000	3	HHCS 5/16NC 1-1/4 PL5
	00011700	3	HIGH ALLOY, L/W 5/16 YZ KG
8A	03200521	1	STEP KEY 1/4 X 5/16
9	000702	1	V-BELTS MATCHED PAIR (2 BELTS)
10	106529	1	WLDMT,IDLER ARM RIGHT,FWD.ROT.
	106527	1	WLDMT,IDLER ARM RIGHT,REV. ROT
	106526	1	WLDMT,IDLER ARM LEFT,REV. ROT.
	106528	1	WLDMT,IDLER ARM LEFT,FWD. ROT.
11	103105	2	IDLER PULLEY - INT<
	000001	1	HHCS 5/16NF 5/8 PL5
	00011700	1	HIGH ALLOY, L/W 5/16 YZ KG
	00023500	1	FLATWASHER 5/16 PL
12	101778	1	IDLER BEARING SPACER<
13	000539	1	SPRING,EXTENSION
	702747	1	ASSY,IDLER,RH (FWD ROT)
	702748	1	ASSY,IDLER,LH (FWD ROT)
	703085	1	ASSY,IDLER,RH (REV ROT)
	703086	1	ASSY,IDLER,LH (REV ROT)
	000206	1	NO. 2 RED LUBRICAPS<
14	107390	1	WLDMT- BELT GRD RH FWD ROT
	107394	1	WLDMT- BELT GUARD RH RR
	107386	1	WLDMT- BELT GRD LH FWD ROT
	106614	1	WLDMT,LH,BELT GUARD
	02035400	2	HHCS 3/8 NF 3/4 PL5
	00011100	2	FLATWASHER STD 3/8
	03101646	2	HIGH ALLOY, L/W 3/8 YZ
	702754	1	SUPPORT, GUARD - TOP NA
	00753642	1	HEXB 3/8 NC X 1-1/4 PL5
	00752036	1	NUT TOPLOCK 3/8 NC PL
15	103065	1	CUTTERSHAFT PULLEY
16	100768	1	KEY,PULLEY,CTRSHAFT

MOWER ASY - LH & RH WING 74 (PART 2)

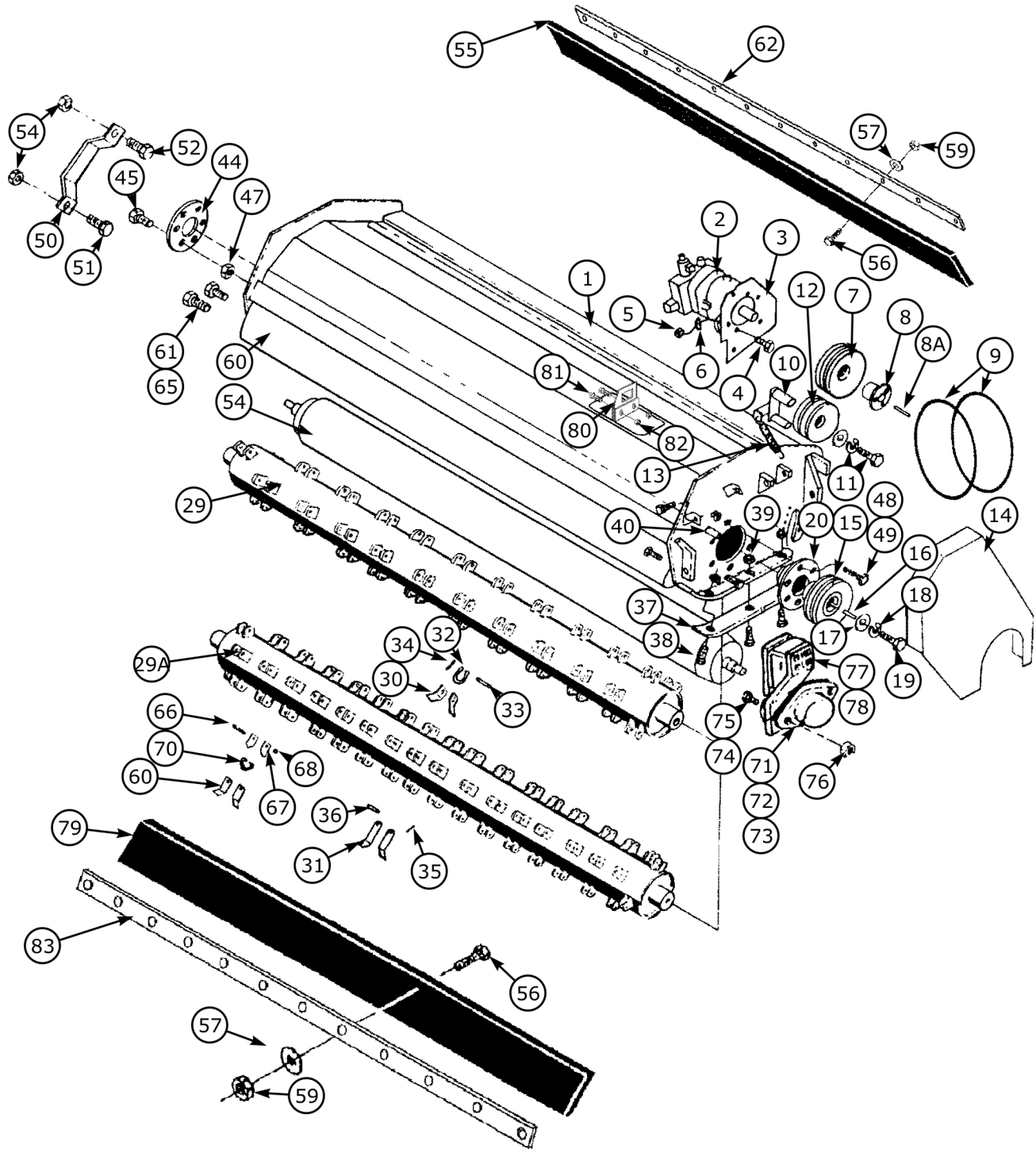


MOWER ASY - LH & RH WING 74 (PART 2)

Continued...

ITEM	PART NO.	QTY.	DESCRIPTION
17	103767	1	WASHER,1-3/4 X 33/64 X 1/4
18	000521	1	LOCKWASHER, 5/8 HVY, KANTLINK
19	000407	1	HHCS,5/8NF X 1-1/2 ZP5
20	703695	1	BEARING, ASY, CUTTERSHAFT
	002315	1	BEARING CUTTERSHAFT
21	107177	1	WLDMT- ROLLER 74
	107785	1	WLDMT- ROLLER 74 W/HEX SHAFT
	703261	1	ASSY- ROLLER 74
	000516	2	CARB 1/2 NC 1-3/4 PL5
	02886900	2	CARB 1/2 NC 1-1/2 PL5
	00001800	4	LOCKNUT TLM 1/2 NC PLB
29	107124	1	CUTTERSHAFT, CC
29A	107128	1	CUTTERSHAFT, FC WA
30	100759	72	USE 02986332
	108381	72	KNIFE HD COARSE CUT
31	02988196	184	KNIFE, FINE CUT
32	100761	36	RING COMPLETE
33	102670	36	PIN-HARDENED
34	02668700	36	PIN COTTER 1/8 X 3/4 HAMLK
35	02668700	92	PIN COTTER 1/8 X 3/4 HAMLK
36	101034	92	KNIFE PIN HEAT TREATED<
37	103051	2	SHOE/WEAR PLATE
38	02886900	2	CARB 1/2 NC 1-1/2 PL5
39	000700	4	BOLT,PLOW 1/2NC X 1-1/2 GR5
	00011700	6	HIGH ALLOY, L/W 5/16 YZ KG
40	702749	1	IDLER PIVOT PIN MA
	000853	1	GREASE FTG 1/4-28 SHORT THREAD
	000206	1	NO. 2 RED LUBRICAPS<
44	704305	1	BEARING, ASY
	002530	1	BEARING,CUTTERSHT (NON-DRIVE)
45	00753642	6	HEXB 3/8 NC X 1-1/4 PL5
47	00752036	6	NUT TOPLOCK 3/8 NC PL
48	000406	6	HHCS 3/8 NF 1-1/8 PL
49	000841	6	LOCKWASHER,3/8 EXTERNAL TOOTH
50	103064	1	FENDER
51	00748823	1	HHCS 1/2-13UNC 1-1/2 PL5
52	02030700	1	HHCS 1/2 NC 1 1/4 PL5
54	00001800	2	LOCKNUT TLM 1/2 NC PLB
55	100783	1	DEFLECTOR,TRASH,74 (REAR)
56	02153100	22	HHCS 1/4 NC 1-1/4 PL
57	00024100	22	FLATWASHER STD 1/4 PL

MOWER ASY - LH & RH WING 74 (PART 3)

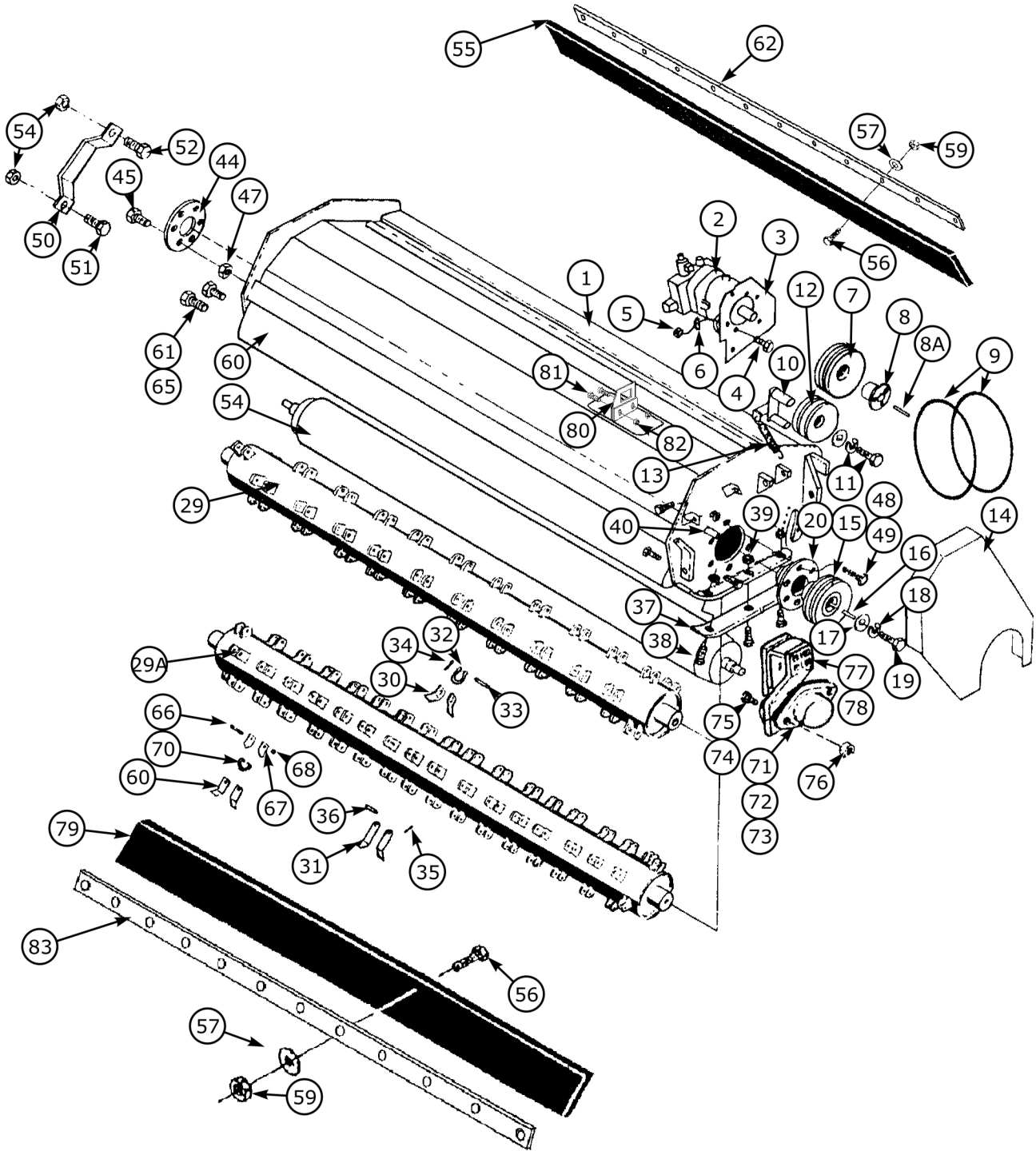


MOWER ASY - LH & RH WING 74 (PART 3)

Continued...

ITEM	PART NO.	QTY.	DESCRIPTION
59	02959924	22	NUT TOPLOCK 1/4 NC PLB
60	107257	1	WLDMT, FOOT GUARD 74, INT
61	02030700	2	HHCS 1/2 NC 1 1/4 PL5
	00748823	2	HHCS 1/2-13UNC 1-1/2 PL5
62	108743	1	BAR FLAP RETAINER 74 REAR
	02153100	12	HHCS 1/4 NC 1-1/4 PL
	00024100	12	FLATWASHER STD 1/4 PL
	02959924	12	NUT TOPLOCK 1/4 NC PLB
65	00001800	4	LOCKNUT TLM 1/2 NC PLB
66	000032	92	HHCS 5/16NF 7/8 PL5
67	02990020	184	CLIP, RING
68	000210	92	LOCKNUT CLM 5/16 NF PLB
69	02986333	184	FINE CUT RING KNIFE
70	101991	92	RING
71	703575	2	ASSY- ROLLER BRG
	703976	2	ASY- ROLLER BRG W/HEX BORE
	107340	2	HOUSING,BEARING,MACHINED
72	703574	2	PKG,BRG ASSY W/SETSCREW
	002486	2	BEARING-REAR ROLLER W/HEX BORE
73	002039	2	ASY GREASE FTG 1/4-28 90 DEG
74	002037	2	SEAL- ROLLER BRG
75	000516	4	CARB 1/2 NC 1-3/4 PL5
76	02979042	4	LOCKNUT,SP INSET 1/2 NC PLB
77	107182	1	USE 02976761
78	107380	1	USE 02976761
79	106780	1	DEFLECTOR,TRASH,74 (FRONT)
	703263	1	ASSY,ROLLER BRG/BRKT,LH
	703596	1	ASSY,ROLLER BRG/BRKT,RH
	703977	1	ASY- ROLLER BRKT LH W/HEX BRG
	703978	1	ASY- ROLLER BRKT RH W/HEX BRG
80	108185	1	OFFSET LOCKING PLATE
81	00720512	2	BOLT, 5/8-11X 2.06 GR5 -UNPLTD
82	00725916	2	NUT,CENTER LOCK,5/8NC,PL5
83	108751	2	BAR FLAP RETAINER 74 FRONT
	02153100	24	HHCS 1/4 NC 1-1/4 PL
	00024100	24	FLATWASHER STD 1/4 PL
	02959924	24	NUT TOPLOCK 1/4 NC PLB

MOWER ASY - LH & RH WING 88 (PART 1)

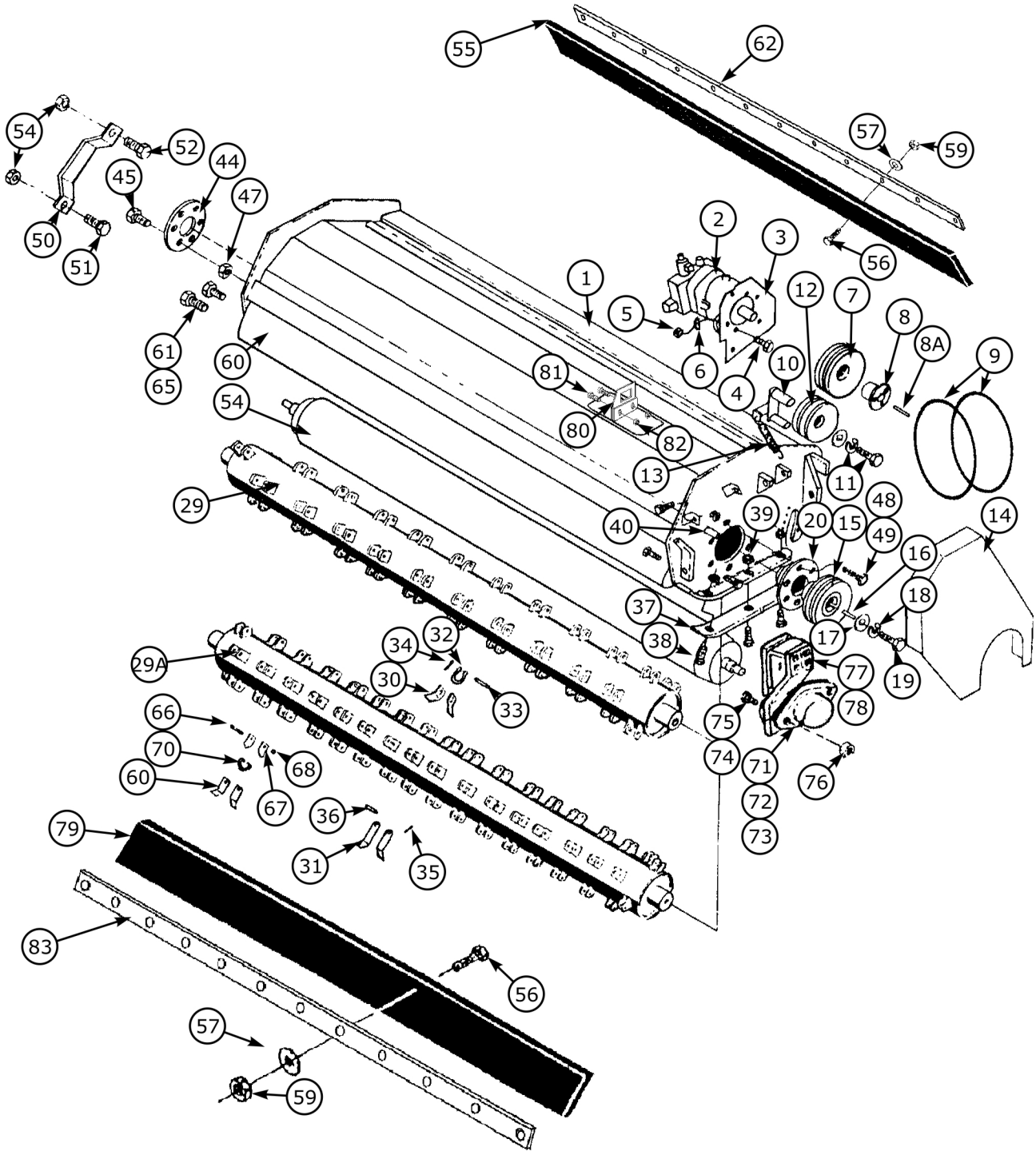


MOWER ASY - LH & RH WING 88 (PART 1)

Continued...

ITEM	PART NO.	QTY.	DESCRIPTION
1	107158	1	WLDMT-CUTTERHSG RH 88
	107159	1	WLDMT CUTTERHSG LH 88
3	106458	1	PLATE,MOTOR MOUNT
	00023100	2	HHCS 3/8 -16UNC 1-1/2 PL5
6	00019600	2	LOCKWASHER, 1/2, HVY, PL
7	000673	1	PULLEY 6.35 OD 2 GRV B SEC
8	001761	1	USE 000911
	10121000	3	HHCS 5/16NC 1-1/4 PL5
8A	03200521	1	STEP KEY 1/4 X 5/16
9	000702	1	V-BELTS MATCHED PAIR (2 BELTS)
10	106529	1	WLDMT,IDLER ARM RIGHT,FWD.ROT.
	106527	1	WLDMT,IDLER ARM RIGHT,REV. ROT
	106526	1	WLDMT,IDLER ARM LEFT,REV. ROT.
	106528	1	WLDMT,IDLER ARM LEFT,FWD. ROT.
11	103105	2	IDLER PULLEY - INT<
	000001	1	HHCS 5/16NF 5/8 PL5
	00023500	1	FLATWASHER 5/16 PL
12	101778	1	IDLER BEARING SPACER<
13	000539	1	SPRING,EXTENSION
	702747	1	ASSY,IDLER,RH (FWD ROT)
	702748	1	ASSY,IDLER,LH (FWD ROT)
	703085	1	ASSY,IDLER,RH (REV ROT)
	703086	1	ASSY,IDLER,LH (REV ROT)
14	107390	1	WLDMT- BELT GRD RH FWD ROT
	107394	1	WLDMT- BELT GUARD RH RR
	107386	1	WLDMT- BELT GRD LH FWD ROT
	106614	1	WLDMT,LH,BELT GUARD
	02035400	2	HHCS 3/8 NF 3/4 PL5
	00011100	2	FLATWASHER STD 3/8
	03101646	2	HIGH ALLOY, L/W 3/8 YZ
	702754	1	SUPPORT, GUARD - TOP NA
15	103065	1	CUTTERSHAFT PULLEY
16	100768	1	KEY,PULLEY,CTRSHAFT
17	103767	1	WASHER,1-3/4 X 33/64 X 1/4
18	000521	1	LOCKWASHER, 5/8 HVY, KANTLINK
19	000407	1	HHCS,5/8NF X 1-1/2 ZP5
20	703695	1	BEARING, ASY, CUTTERSHAFT
	002315	1	BEARING CUTTERSHAFT
21	107178	1	WLDMT- ROLLER 88
	107786	1	WLDLMT- ROLLER 88 W/HEX SHAFT

MOWER ASY - LH & RH WING 88 (PART 2)

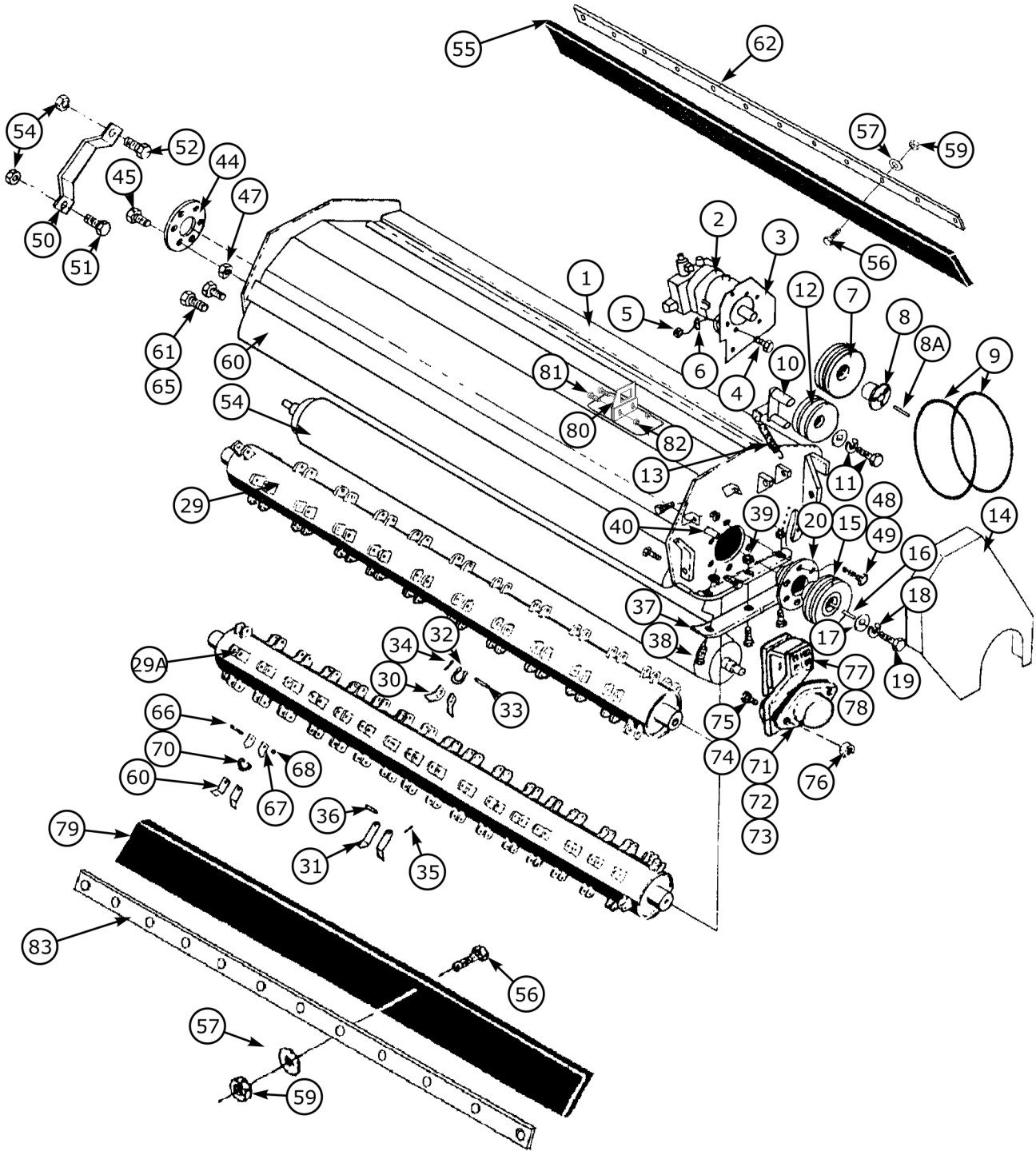


MOWER ASY - LH & RH WING 88 (PART 2)

Continued...

ITEM	PART NO.	QTY.	DESCRIPTION
	703260	1	ASY,ROLLER 88
29	107125	1	CUTTERSHAFT, CC WA
29A	107129	1	CUTTERSHAFT, BLANK
30	100759	88	USE 02986332
	108381	88	KNIFE HD COARSE CUT
31	02988196	216	KNIFE, FINE CUT
32	100761	44	RING COMPLETE
33	102670	44	PIN-HARDENED
35	02668700	108	PIN COTTER 1/8 X 3/4 HAMLK
36	101034	108	KNIFE PIN HEAT TREATED<
37	103051	2	SHOE/WEAR PLATE
38	02886900	2	CARB 1/2 NC 1-1/2 PL5
39	000700	4	BOLT,PLOW 1/2NC X 1-1/2 GR5
	00011700	6	HIGH ALLOY, L/W 5/16 YZ KG
40	702749	1	IDLER PIVOT PIN MA
	000853	1	GREASE FTG 1/4-28 SHORT THREAD
	000206	1	NO. 2 RED LUBRICAPS<
44	704305	1	BEARING, ASY
	002530	1	BEARING,CUTTERSHFT (NON-DRIVE)
45	00753642	6	HEXB 3/8 NC X 1-1/4 PL5
47	00752036	6	NUT TOPLOCK 3/8 NC PL
48	000406	6	HHCS 3/8 NF 1-1/8 PL
49	000841	6	LOCKWASHER,3/8 EXTERNAL TOOTH
50	103064	1	FENDER
55	100755	1	DEFLECTOR,TRASH,88 (REAR)
60	107259	1	WLDMT, FOOT GUARD 88, INT
61	02030700	2	HHCS 1/2 NC 1 1/4 PL5
	00748823	2	HHCS 1/2-13UNC 1-1/2 PL5
62	108744	1	BAR,FLAP RETAINER - 88" REAR
65	00001800	4	LOCKNUT TLM 1/2 NC PLB
66	000032	108	HHCS 5/16NF 7/8 PL5
67	02990020	226	CLIP, RING
68	000210	108	LOCKNUT CLM 5/16 NF PLB
69	02986333	216	FINE CUT RING KNIFE
70	101991	108	RING
71	703575	2	ASSY- ROLLER BRG
	703976	2	ASY- ROLLER BRG W/HEX BORE
	107340	2	HOUSING,BEARING,MACHINED
72	703574	2	PKG,BRG ASSY W/SETSCREW
	002486	2	BEARING-REAR ROLLER W/HEX BORE
73	002039	2	ASY GREASE FTG 1/4-28 90 DEG

MOWER ASY - LH & RH WING 88 (PART 3)

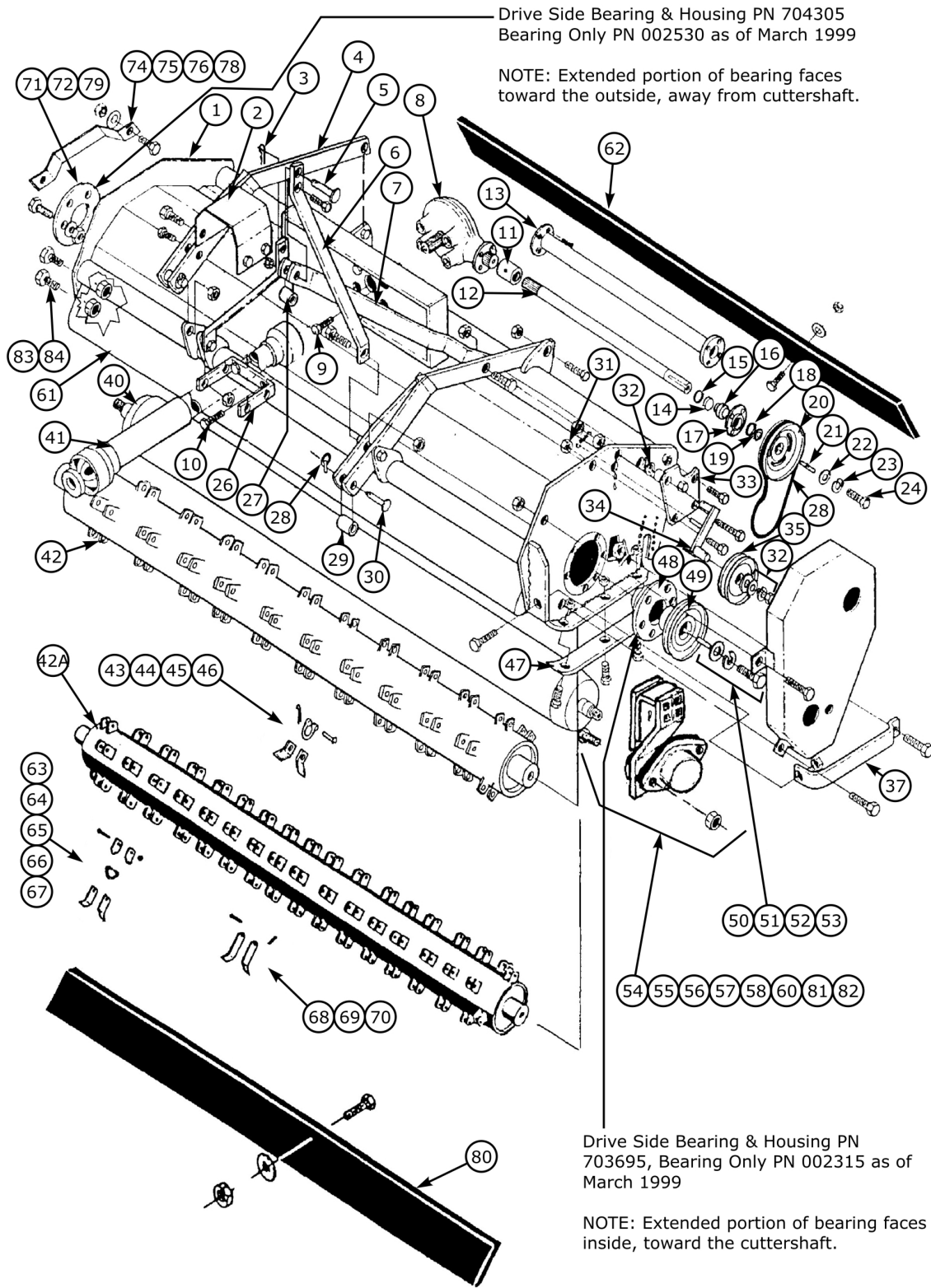


MOWER ASY - LH & RH WING 88 (PART 3)

Continued...

ITEM	PART NO.	QTY.	DESCRIPTION
74	002037	2	SEAL- ROLLER BRG
75	000516	4	CARB 1/2 NC 1-3/4 PL5
76	02979042	4	LOCKNUT,SP INSET 1/2 NC PLB
77	107182	1	USE 02976761
78	107380	1	USE 02976761
79	106781	1	DEFLECTOR,TRASH,88 (FRONT)
	703263	1	ASSY,ROLLER BRG/BRKT,LH
	703596	1	ASSY,ROLLER BRG/BRKT,RH
	703977	1	ASY- ROLLER BRKT LH W/HEX BRG
	703978	1	ASY- ROLLER BRKT RH W/HEX BRG
80	108185	1	OFFSET LOCKING PLATE
81	00720512	2	BOLT, 5/8-11X 2.06 GR5 -UNPLTD
82	00725916	2	NUT,CENTER LOCK,5/8NC,PL5
83	108752	2	BAR FLAP RETAINER 88 FRONT
	02153100	24	HHCS 1/4 NC 1-1/4 PL
	00024100	24	FLATWASHER STD 1/4 PL
	02959924	24	NUT TOPLOCK 1/4 NC PLB

MOWER ASY - REAR 88 (PART 1)

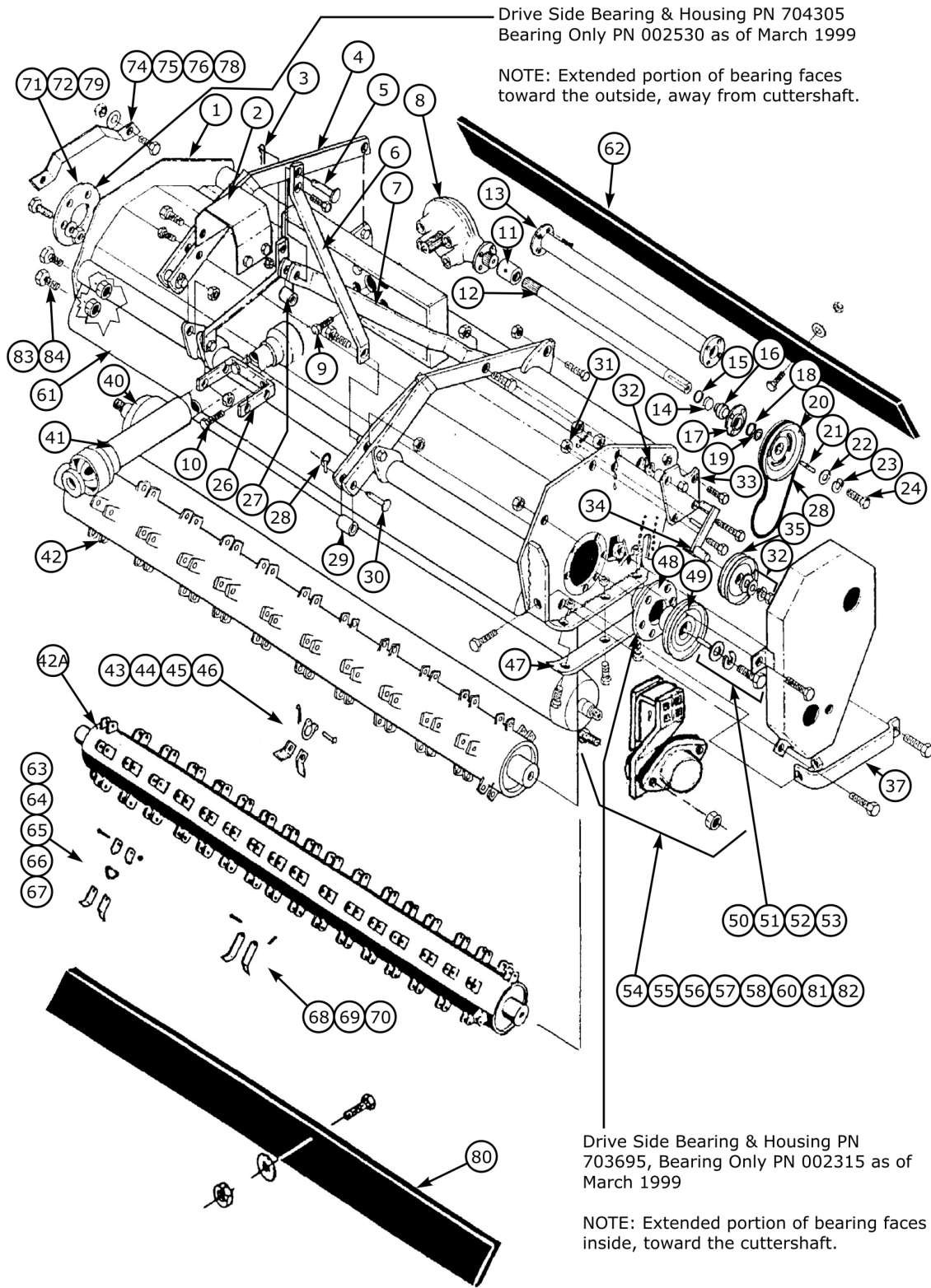


MOWER ASY - REAR 88 (PART 1)

Continued...

ITEM	PART NO.	QTY.	DESCRIPTION
1	107171	1	WLDMT,CTRHSG,88-CTR
	107201	1	WLDMT CTRHSG 88 W/CASTER
	107220	1	WLDMT CTRHSG 88 OFFST RT 6.5
	107221	1	WLDMT CTRHSG 88 OR 6.5 W/BRKTS
	107203	1	WLDMT-CTRHSG 88 O.R. 8.50
	107202	1	WLDMT CTRHSG 88-OR 8.5 W/BRKTS
	107204	1	WLDMT CTRHSG 88 O.R. 14.50
	107205	1	WLDMT-CTRHSG 88 OR 14.5 W/BKTS
	107206	1	WLDMT CTRHSG 88 OR 20.5
	107207	1	WLDMT CTRHSG 88 OR 20.5 W/BRKT
	107208	1	WLDMT CTRHSG 88 RENOV W/BRKTS
	107209	1	WLDMT CTRHSG 88 RENV W/BRAKTS
2	702705	1	ASSY,SHLD (D/L)
	00002000	4	HHCS 3/8 NC X 3/4 PL5
3	102549	1	T49 IH QUICK COTTER<
4	102658	2	WLDMT,OVERARM ASSY
	02045000	2	HEXB,5/8 NC X 2-1/4 GRD5 ZP
	00008300	6	HHCS 5/8 NC 1-3/4 PL5
	00695100	8	LOCKNUT TOPLOCK 5/8NC PLB
	000874	1	HHCS 3/4 NC 3-3/4 PL5
	102667	1	A-FRAME, SPACER
	00037200	1	NUT 3/4-NC TOPLOCK GRC PL
5	101779	1	PIN, HITCH
6	103715	2	A-FRAME
7	103713	1	WLDMT,GRBX MNTG FRAME
8	702673	1	GEARBOX, OILED & TESTED
	700489	1	BANJO ASSY 88 CENTER,FWD/REV
	700523	1	BANJO 74 CT/F/R,88 OR6.5 FWD
	701457	1	BANJO ASSY 88 OFFSET 8.5 FWD
	701455	1	BANJO,74 OR8,88 OR14.5 FWD
	700554	1	BANJO,74 OR14;99OR20.5 FWD
9	000510	2	USE 00752658
10	000511	2	USE 02675800
11	700171	1	COUPLER, W/ZERK, SPLINED
12	100724	1	SHAFT EXTENSION
	100778	1	EXTENSION SHAFT
	100287	1	OUTPUT SHAFT EXT 6<
	100288	1	OUTPUT SHAFT EXT 5<
	100286	1	OUTPUT SHAFT EXT 4
13	100721	1	EXTENSION SHAFT HSG<
	100776	1	EXTENSION SHAFT HSG<

MOWER ASY - REAR 88 (PART 2)



Drive Side Bearing & Housing PN 704305
 Bearing Only PN 002530 as of March 1999

NOTE: Extended portion of bearing faces
 toward the outside, away from cuttershaft.

Drive Side Bearing & Housing PN 703695,
 Bearing Only PN 002315 as of March 1999

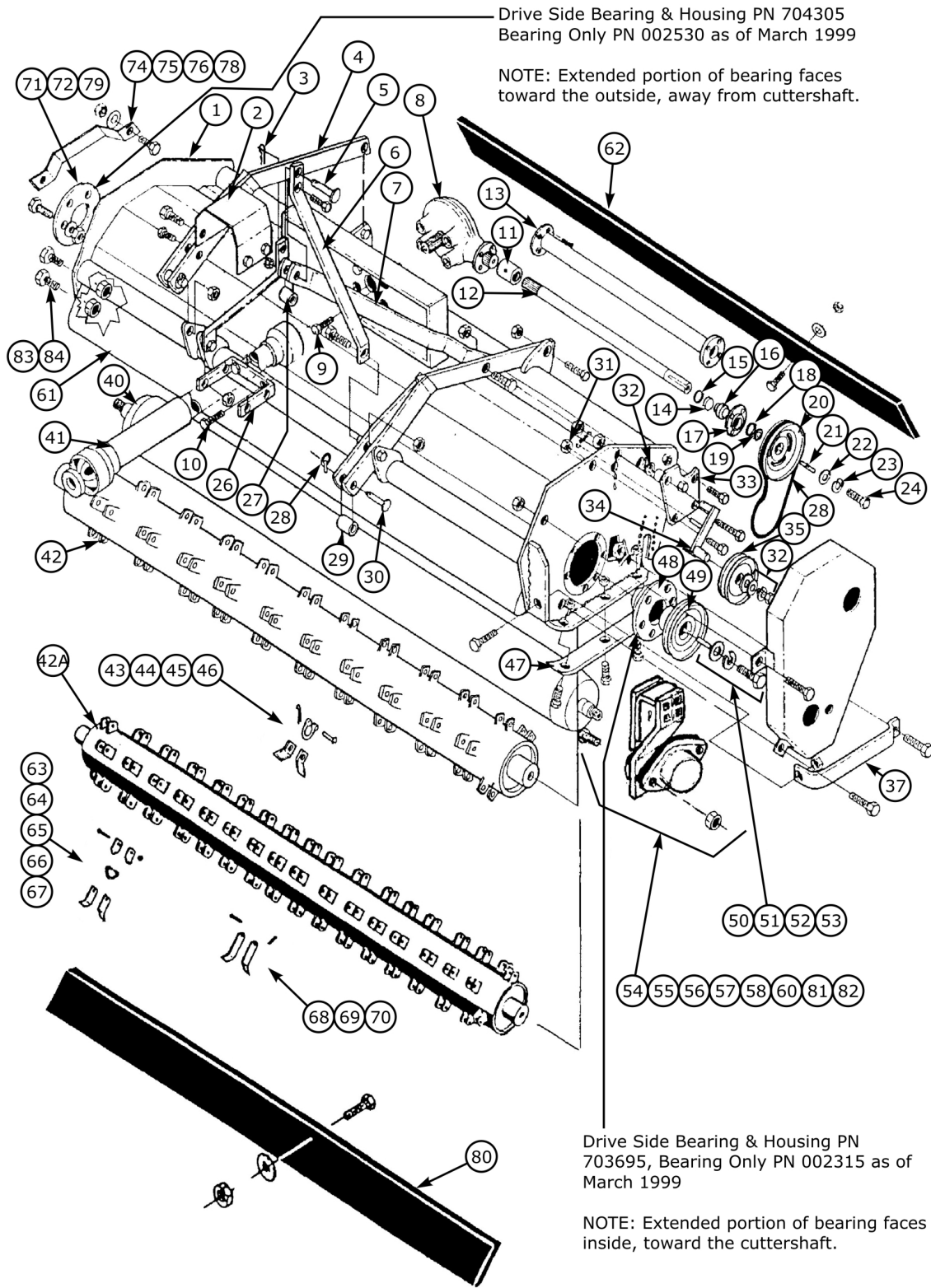
NOTE: Extended portion of bearing faces
 inside, toward the cuttershaft.

MOWER ASY - REAR 88 (PART 2)

Continued...

ITEM	PART NO.	QTY.	DESCRIPTION
	102804	1	EXTENSION SHAFT HSG
	102874	1	EXT SHFT HSG 60 WA
	102637	1	OFFSET EXT SHAFT HSG
	001727	1	SCREW, FLNG HD 12PT, CTR-BORE
	03101646	1	HIGH ALLOY, L/W 3/8 YZ
14	100057	1	RETAINING RING
15	100010	1	OUTPUT BEVEL RING
16	000398	1	BALL BEARING 1-1/8 BORE CYL OD
	700491	1	HOUSING AND BEARING ASSEMBLY
	00023100	4	HHCS 3/8 -16UNC 1-1/2 PL5
17	700739	1	BEARING HOUSING W/ZERK ASSY
18	000402	2	RETAINING RING
19	102651	3	PULLEY SHIM<
20	102501	1	PULLEY, 8.99 DIA X 1.125 BORE
21	101782	1	KEY,DRIVE PULLEY
22	101780	1	WASHER,BRG 1-7/16X33/64X3/16
24	000555	1	HHCS 1/2 NF X 1-1/2 PL5
25	100706	1	BELT
26	105597	1	BRACKET,MOUNTING,SHIELD
27	103716	1	TUBE,SPACER,LOWER ARM
28	000333	2	CLICK PIN DANUSER 1533
29	103717	2	TUBE,SPACER,UPPER ARM
30	100743	2	HITCH PIN
31	000539	1	SPRING,EXTENSION
32	101778	4	IDLER BEARING SPACER<
	000001	1	HHCS 5/16NF 5/8 PL5
	00011700	1	HIGH ALLOY, L/W 5/16 YZ KG
	700494	1	ASSY,IDLER ARM (SHD)
	701851	1	ASSY,IDLER ARM (SHD-RR)
33	701905	1	ASSY,OUTBRD BRG PLATE (SHD)
	701847	1	ASSY,OUTBRD BRG PLATE (SHD-RR)
	000135	1	HHCS 3/8NC X 2-1/4 PL5
	000645	1	HHCS 3/8 NC 7/8 PL5
	00013901	1	NUT HEX 3/8 NC PL
34	100727	1	WLDMT-IDLER ARM
	104938	1	IDLER ARM W.A.
	00755153	2	PIN,COTTER 3/16 X 1-1/2 PLATED
35	000547	1	PULLEY,IDLER
36	700488	1	PKG,SHPG,BELT GUARD (SHD)
	701845	1	BELT GD. SHIPPING PKG.
	000139	1	HHCS 1/2 NC X 1 PL5

MOWER ASY - REAR 88 (PART 3)



Drive Side Bearing & Housing PN 704305
Bearing Only PN 002530 as of March 1999

NOTE: Extended portion of bearing faces
toward the outside, away from cuttershaft.

Drive Side Bearing & Housing PN 703695,
Bearing Only PN 002315 as of
March 1999

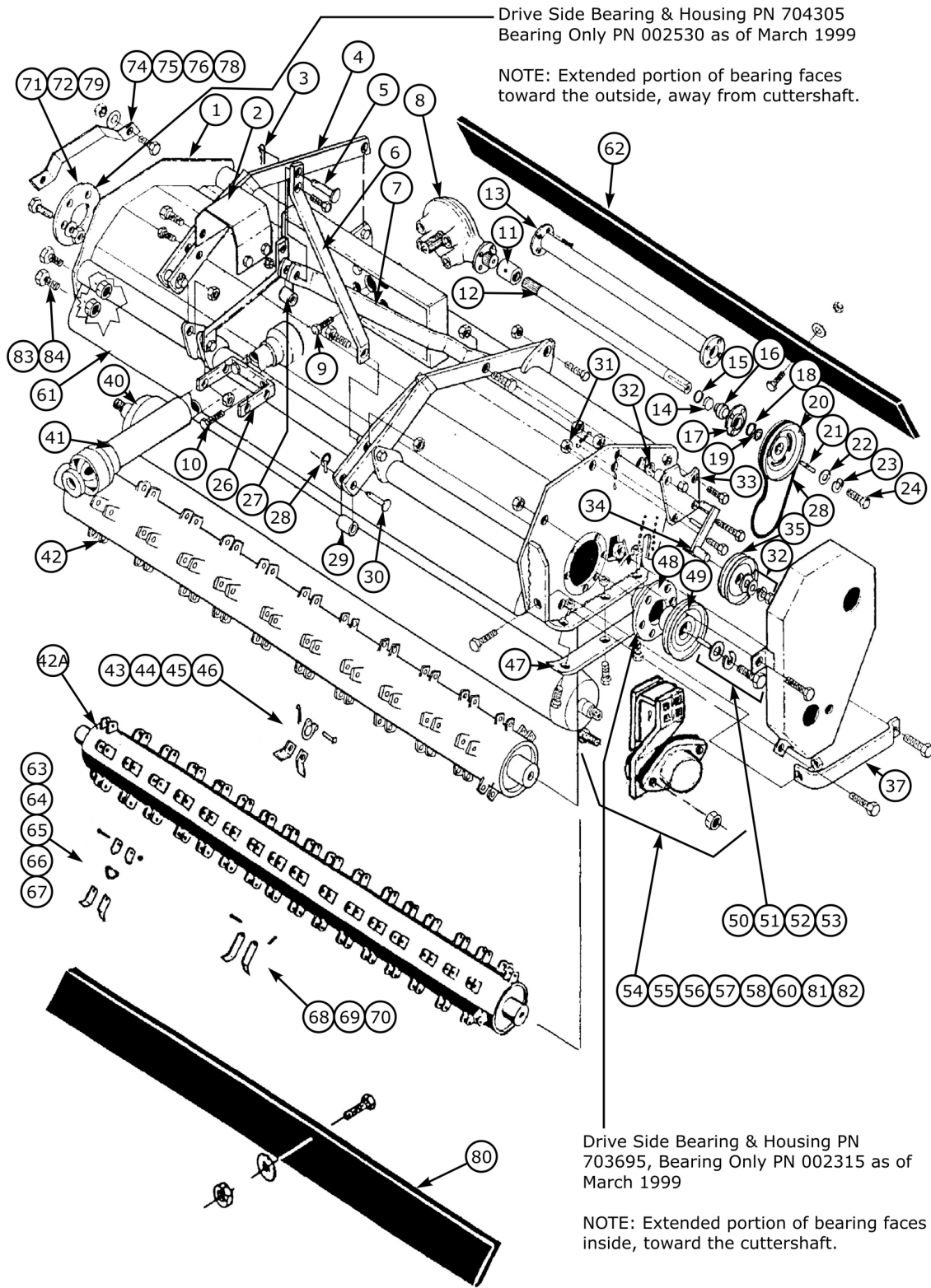
NOTE: Extended portion of bearing faces
inside, toward the cuttershaft.

MOWER ASY - REAR 88 (PART 3)

Continued...

ITEM	PART NO.	QTY.	DESCRIPTION
	000508	2	HHCS - 1/2 NF X 1 GR5
	00019600	2	LOCKWASHER, 1/2, HVY, PL
	00019700	2	FLATWASHER STD 7/16 PL
40	107178	1	WLDMT- ROLLER 88
	703260	1	ASY,ROLLER 88
	107786	1	WLDLMT- ROLLER 88 W/HEX SHAFT
41	001863	1	DRIVELINE,S60 W/8 CLUTCH
42	107125	1	CUTTERSHAFT, CC WA
42A	107129	1	CUTTERSHAFT, BLANK
44	100761	44	RING COMPLETE
45	102670	44	PIN-HARDENED
46	100759	88	USE 02986332
	02986276	88	KNIFE,EXTREME SERVICE
	108381	88	KNIFE HD COARSE CUT
	103026	44	RENOVATING KNIFE CC
	700592	1	USE 02986334
	701778	1	RENOVATING KNIFE PKG 88CC
	02986278	1	EXTREME SERVICE, KNIFE, PKG 88
47	103051	2	SHOE/WEAR PLATE
	000700	4	BOLT,PLOW 1/2NC X 1-1/2 GR5
48	703695	1	BEARING, ASY, CUTTERSHAFT
	002315	1	BEARING CUTTERSHAFT
49	102652	1	PULLEY 8-3/4-1-15/16 BORE<
50	100768	1	KEY,PULLEY,CTRSHAFT
51	100720	1	WASHER, CUTTERSHAFT
52	000521	1	LOCKWASHER, 5/8 HVY, KANTLINK
53	000407	1	HHCS,5/8NF X 1-1/2 ZP5
54	703575	2	ASSY- ROLLER BRG
	703976	2	ASY- ROLLER BRG W/HEX BORE
	107340	2	HOUSING,BEARING,MACHINED
	703574	2	PKG,BRG ASSY W/SETSCREW
	002486	2	BEARING-REAR ROLLER W/HEX BORE
	002039	2	ASY GREASE FTG 1/4-28 90 DEG
55	002037	2	SEAL- ROLLER BRG
58	000516	4	CARB 1/2 NC 1-3/4 PL5
	000206	2	NO. 2 RED LUBRICAPS<
61	107258	1	WLDMT, FOOT GUARD 88, SHD
	00749130	4	HHCS 1/2-13UNC 1-3/4 PL5
62	100755	1	DEFLECTOR,TRASH,88 (REAR)
63	000032	108	HHCS 5/16NF 7/8 PL5
64	02990020	226	CLIP, RING

MOWER ASY - REAR 88 (PART 4)

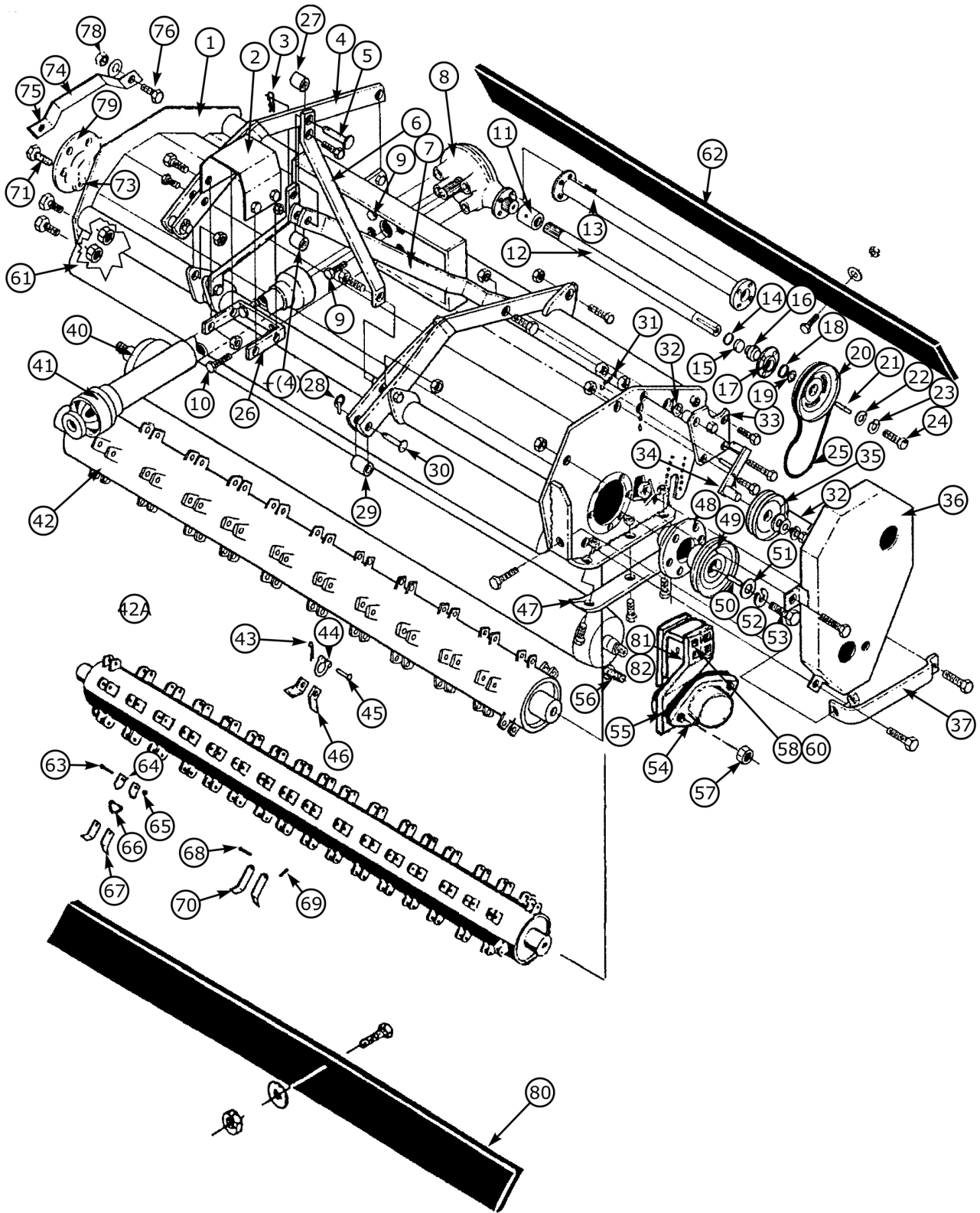


MOWER ASY - REAR 88 (PART 4)

Continued...

ITEM	PART NO.	QTY.	DESCRIPTION
65	000210	108	LOCKNUT CLM 5/16 NF PLB
66	101991	108	RING
67	02986333	108	FINE CUT RING KNIFE
	700803	1	USE 02986343
68	101034	108	KNIFE PIN HEAT TREATED<
69	02668700	108	PIN COTTER 1/8 X 3/4 HAMLK
70	02988196	216	KNIFE, FINE CUT
	02986839	1	KIT, 226 FC KNIVES&COTTERPINS
	102087	108	STRAIGHT KNIFE .083 X 1 1/4
	700517	1	H387 RNVGTG KN PKG 88
	00023500	216	FLATWASHER 5/16 PL
71	000354	6	HHCS 3/8 NC 1-1/8 PL5
73	00752036	6	NUT TOPLOCK 3/8 NC PL
74	103064	1	FENDER
75	00748823	1	HHCS 1/2-13UNC 1-1/2 PL5
76	02030700	1	HHCS 1/2 NC 1 1/4 PL5
78	00001800	2	LOCKNUT TLM 1/2 NC PLB
79	704305	1	BEARING, ASY
	002530	1	BEARING,CUTTERSHT (NON-DRIVE)
80	106781	1	DEFLECTOR,TRASH,88 (FRONT)
	02153100	12	HHCS 1/4 NC 1-1/4 PL
	00024100	12	FLATWASHER STD 1/4 PL
	02959924	12	NUT TOPLOCK 1/4 NC PLB
81	107182	1	USE 02976761
82	107380	1	USE 02976761
	703263	1	ASSY,ROLLER BRG/BRKT,LH
	703596	1	ASSY,ROLLER BRG/BRKT,RH
	703977	1	ASY- ROLLER BRKT LH W/HEX BRG
	703978	1	ASY- ROLLER BRKT RH W/HEX BRG
	02886900	4	CARB 1/2 NC 1-1/2 PL5
	02979042	4	LOCKNUT,SP INSET 1/2 NC PLB
85	108744	1	BAR,FLAP RETAINER - 88" REAR
86	108752	1	BAR FLAP RETAINER 88 FRONT

MOWER ASY - REAR 96 (PART 1)

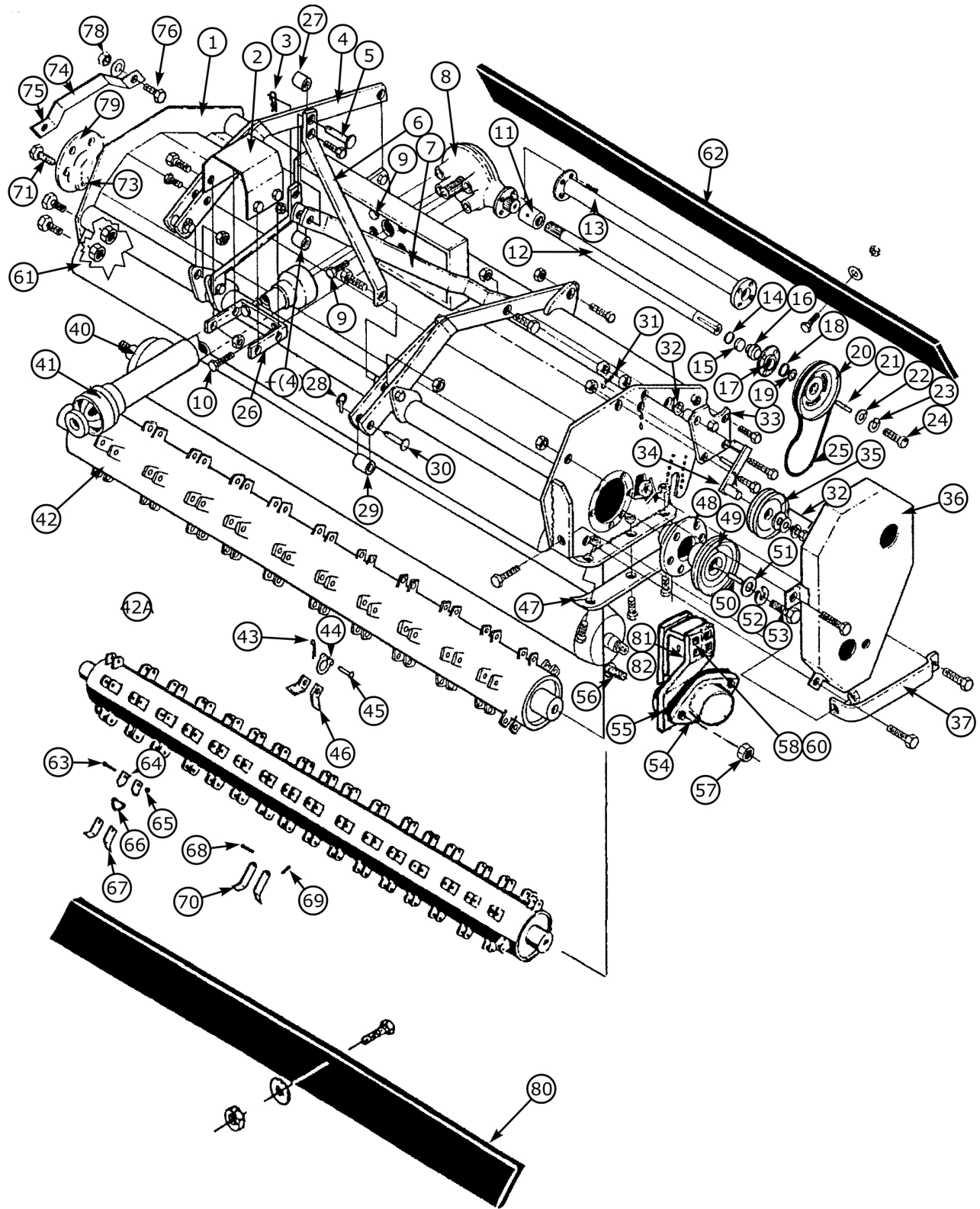


MOWER ASY - REAR 96 (PART 1)

Continued...

ITEM	PART NO.	QTY.	DESCRIPTION
1	107768	1	WLDMT,CTRHS,96-CTR
2	702705	1	ASSY,SHLD (D/L)
	000132	4	HHCS 3/8NC X 3/4 PL5
3	102549	1	T49 IH QUICK COTTER<
4	102658	2	WLDMT,OVERARM ASSY
	02045000	2	HEXB,5/8 NC X 2-1/4 GRD5 ZP
	000716	6	USE 00008300
	00695100	8	LOCKNUT TOPLOCK 5/8NC PLB
	000874	1	HHCS 3/4 NC 3-3/4 PL5
1	102667	1	A-FRAME, SPACER
	00037200	1	NUT 3/4-NC TOPLOCK GRC PL
5	101779	1	PIN, HITCH
6	103715	2	A-FRAME
7	02977728	1	WDMT,GEARBOX MOUTING FRAME
	103713	1	WLDMT,GRBX MNTG FRAME
8	702673	1	GEARBOX, OILED & TESTED
	703946	1	BANJO ASY 96 CENTER,FWD/REV
-	703757	1	ASSY,GRBX-EXT.SHFT-BRG(BANJO)
9	000510	2	USE 00752658
10	000511	2	USE 02675800
	000552	6	SHIM
11	70017	1	BEARING CUP (07100)
12	107748	1	SHAFT,OUTPUT FOR SH96
	107540	1	SHAFT,OUTPUT FOR SH88,OR26.5
13	107747	1	WLDMT,HSG,EXT.SHFT,OFFSET
	107541	1	WLDMT,HSG,EXT.SHFT,OFFSET 26.5
	001727	1	SCREW, FLNG HD 12PT, CTR-BORE
	000019	1	LOCKWASHER 3/8 MED KANTLINK
14	100010	1	OUTPUT BEVEL RING
15	100057	1	RETAINING RING
16	000398	1	BALL BEARING 1-1/8 BORE CYL OD
	700491	1	HOUSING AND BEARING ASSEMBLY
	000937	4	HHCS,3/8NC X 1-1/2 ZP5
17	700739	1	BEARING HOUSING W/ZERK ASSY
18	000402	2	RETAINING RING
19	102651	3	PULLEY SHIM<
20	102501	1	PULLEY, 8.99 DIA X 1.125 BORE
21	101782	1	KEY,DRIVE PULLEY
22	101780	1	WASHER,BRG 1-7/16X33/64X3/16

MOWER ASY - REAR 96 (PART 2)

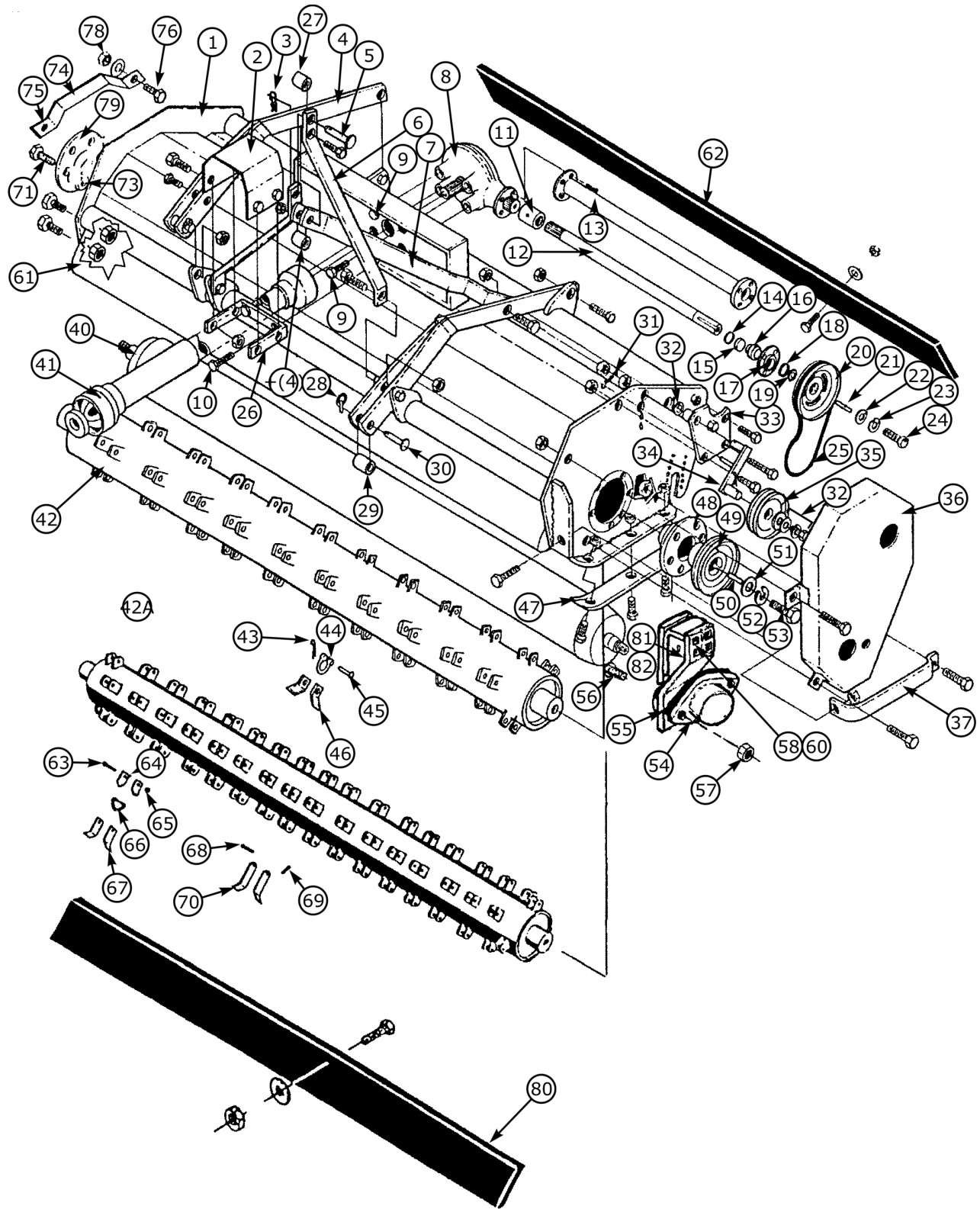


MOWER ASY - REAR 96 (PART 2)

Continued...

ITEM	PART NO.	QTY.	DESCRIPTION
24	000555	1	HHCS 1/2 NF X 1-1/2 PL5
25	100706	1	BELT
26	105597	1	BRACKET,MOUNTING,SHIELD
27	103717	1	TUBE,SPACER,UPPER ARM
28	000333	2	CLICK PIN DANUSER 1533
29	103716	2	TUBE,SPACER,LOWER ARM
30	100743	2	HITCH PIN
31	000539	1	SPRING,EXTENSION
32	101778	4	IDLER BEARING SPACER<
	000001	1	HHCS 5/16NF 5/8 PL5
	000018	1	LOCKWASHER 5/16 MED KANTLINK
	000017	1	FLATWASHER,5/16,TYPE AW,ZP
33	701905	1	ASSY,OUTBRD BRG PLATE (SHD)
	701847	1	ASSY,OUTBRD BRG PLATE (SHD-RR)
	000135	1	HHCS 3/8NC X 2-1/4 PL5
	000645	1	HHCS 3/8 NC 7/8 PL5
	000171	1	NUT,3/8 NC HEX
34	100727	1	WLDMT-IDLER ARM
	104938	1	IDLER ARM W.A.
	000523	2	PIN COTTER 3/16 X 1-1/2
35	000547	1	PULLEY,IDLER
	700494	1	ASSY,IDLER ARM (SHD)
	701851	1	ASSY,IDLER ARM (SHD-RR)
36	700488	1	PKG,SHPG,BELT GUARD (SHD)
	701845	1	BELT GD. SHIPPING PKG.
	000139	1	HHCS 1/2 NC X 1 PL5
	000508	2	HHCS - 1/2 NF X 1 GR5
	000520	2	USE 00019600
	000063	2	FLATWASHER,7/16,TYPE AW,ZP
37	103117	1	FENDER,GUARD (SHD)
	104935	1	WLDMT,GUARD FENDER (SHD-RR)
38	107468	1	SPACER-CUTTERSHAFT- SHD
40	107682	1	WLDMT,ROLLER 96
	107787	1	WLDMT- ROLLER 96 W/HEX SHAFT
41	001863	1	DRIVELINE,S60 W/8 CLUTCH
42	107745	1	CUTTERSHAFT, WA
	107789	1	CUTTERSHAFT, WA VERSA PRO
44	100761	48	RING COMPLETE
45	102670	48	PIN-HARDENED
46	100759	96	USE 02986332
	108381	96	KNIFE HD COARSE CUT

MOWER ASY - REAR 96 (PART 3)

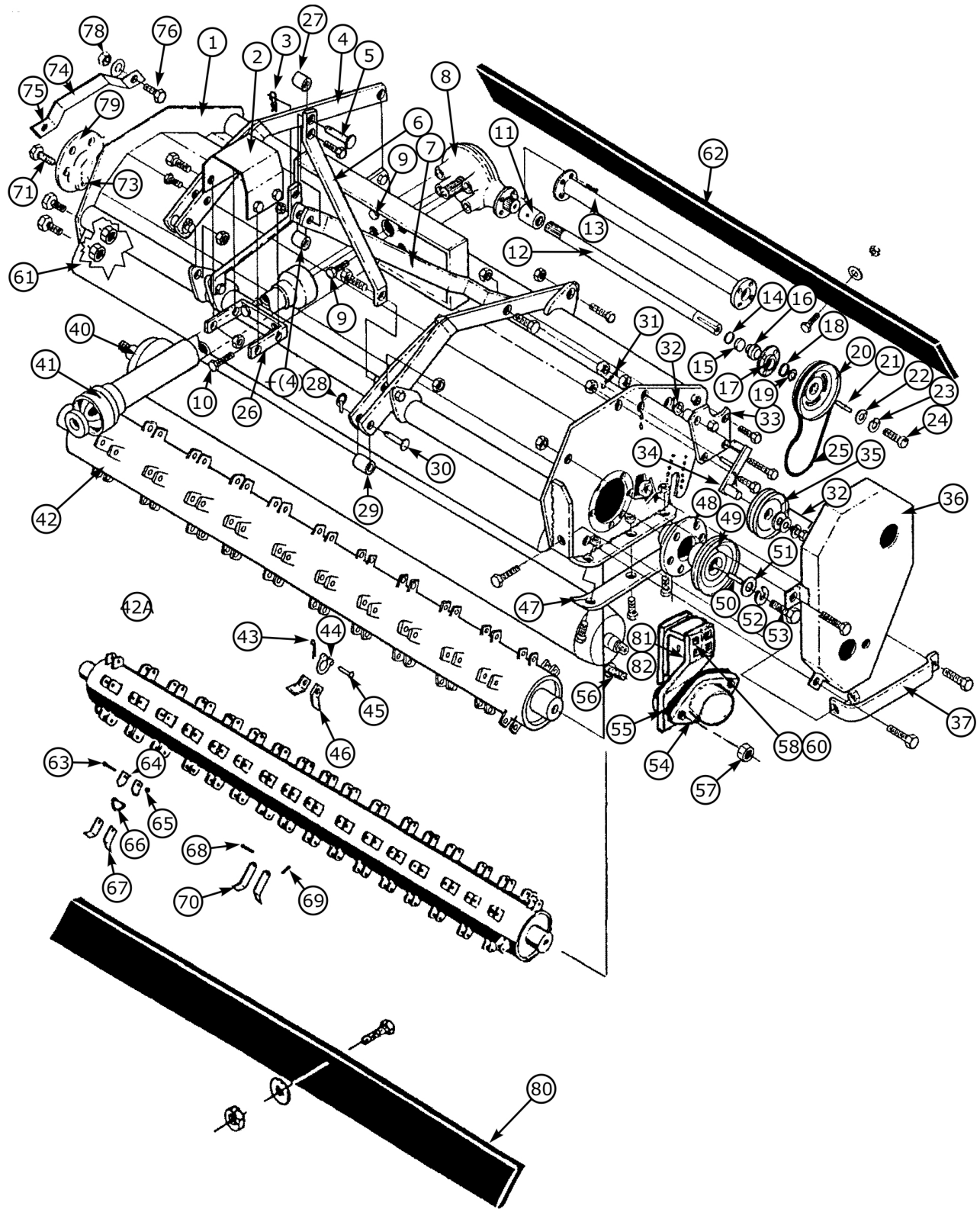


MOWER ASY - REAR 96 (PART 3)

Continued...

ITEM	PART NO.	QTY.	DESCRIPTION
	703874A	1	PKG,KNIFE,HD CC,96 (108381)
	103026	48	RENOVATING KNIFE CC
47	103051	2	SHOE/WEAR PLATE
	000515	2	USE 02886900
	000700	4	BOLT,PLOW 1/2NC X 1-1/2 GR5
	100704	2	WLDMT,HOUSING SHOE (RENV)
48	703695	1	BEARING, ASY, CUTTERSHAFT
	002315	1	BEARING CUTTERSHAFT
	00752036	6	NUT TOPLOCK 3/8 NC PL
49	102652	1	PULLEY 8-3/4-1-15/16 BORE<
50	100768	1	KEY,PULLEY,CTRSHAFT
51	100720	1	WASHER, CUTTERSHAFT
52	000521	1	LOCKWASHER, 5/8 HVY, KANTLINK
53	000407	1	HHCS,5/8NF X 1-1/2 ZP5
54	703575	2	ASSY- ROLLER BRG
	703976	2	ASY- ROLLER BRG W/HEX BORE
	107304	2	WLDMT, SKID BAR PF-38
	703574	2	PKG,BRG ASSY W/SETSCREW
	002486	2	BEARING-REAR ROLLER W/HEX BORE
	002039	2	ASY GREASE FTG 1/4-28 90 DEG
55	002037	2	SEAL- ROLLER BRG
58	000516	4	CARB 1/2 NC 1-3/4 PL5
	000206	2	NO. 2 RED LUBRICAPS<
61	107754	1	WLDMT, FOOT GUARD 96 SHD
62	107753	1	DEFLECTOR,TRASH,96 (REAR)
	000016	13	USE 00024100
63	000032	118	HHCS 5/16NF 7/8 PL5
64	02990020	246	CLIP, RING
65	000210	118	LOCKNUT CLM 5/16 NF PLB
66	101991	118	RING
67	02986333	236	FINE CUT RING KNIFE
68	101034	118	KNIFE PIN HEAT TREATED<
69	000026	118	1/8X3/4 HAMMERLOCK COTTERPN<
70	02988196	236	KNIFE, FINE CUT
	102087	118	STRAIGHT KNIFE .083 X 1 1/4
71	000354	6	HHCS 3/8 NC 1-1/8 PL5
74	103064	1	FENDER
75	000141	1	HHCS 1/2NC X 1-1/2 PL5
76	000140	1	HHCS 1/2 NC X 1-1/4 PL5
79	704305	1	BEARING, ASY

MOWER ASY - REAR 96 (PART 4)



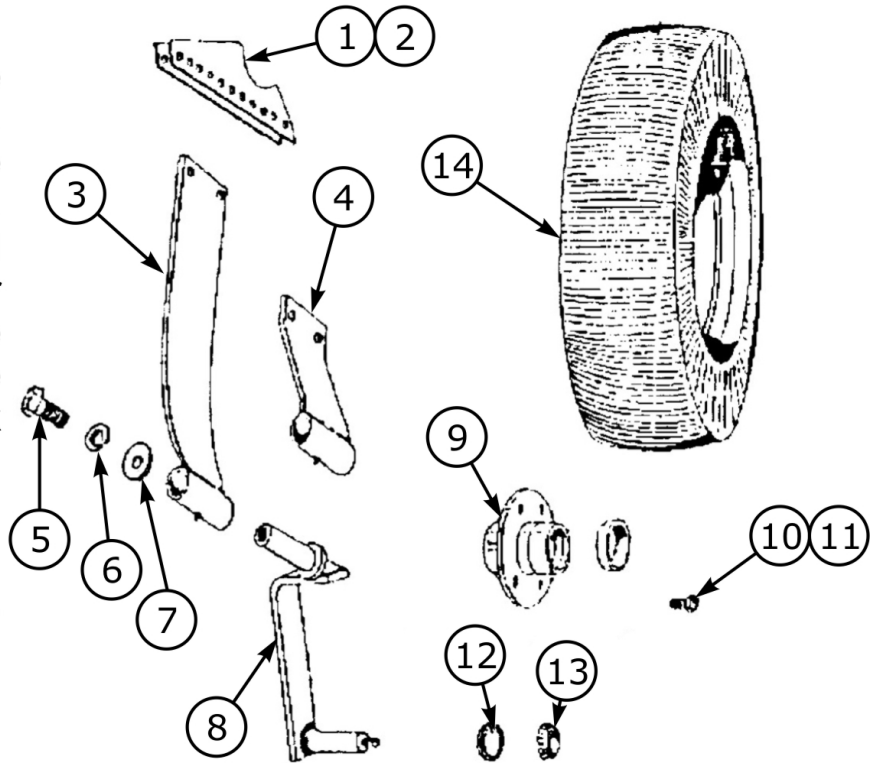
MOWER ASY - REAR 96 (PART 4)

Continued...

ITEM	PART NO.	QTY.	DESCRIPTION
	002530	1	BEARING,CUTTERSHT (NON-DRIVE)
80	108017	1	DEFLECTOR,TRASH 96 FRONT
	02153100	13	HHCS 1/4 NC 1-1/4 PL
	00024100	13	FLATWASHER STD 1/4 PL
	02959924	13	NUT TOPLOCK 1/4 NC PLB
81	107182	1	USE 02976761
82	107380	1	USE 02976761
	703263	1	ASSY,ROLLER BRG/BRKT,LH
	703596	1	ASSY,ROLLER BRG/BRKT,RH
	703977	1	ASY- ROLLER BRKT LH W/HEX BRG
	703978	1	ASY- ROLLER BRKT RH W/HEX BRG
	02886900	4	CARB 1/2 NC 1-1/2 PL5
83	00749130	4	HHCS 1/2-13UNC 1-3/4 PL5
84	00001800	4	LOCKNUT TLM 1/2 NC PLB
85	02976084	1	BAR FLAP RETAINER 96 REAR
86	108753	1	BAR FLAP RETAINER 96 FRONT

OPTIONAL CASTER WHEELS - REAR MOWER LAMINATED

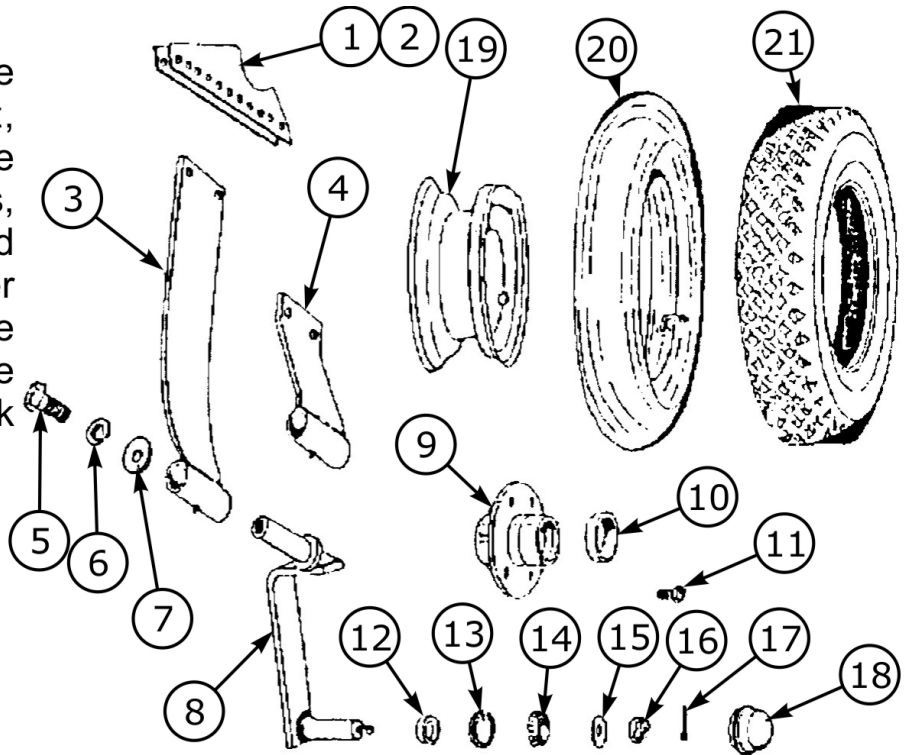
Caster Wheels are optional equipment, Items 1 & 2 show the field installed brackets, if the unit was ordered from factory with caster wheel on it then these brackets will already be welded to deck weldment.



ITEM	PART NO.	QTY.	DESCRIPTION
	700502	1	PKG,180 LAM. CSTR WHL,FLD INSTL
	701057M	1	PKG,360 LAM. CSTR WHL FLD INSTL
	702883	1	PKG,CSTR,180 LAM.
	702193	1	PKG,CTR,360 LAM.
11	00001300	8	LOCKWASHER,1/2 PLATED
1	100752	2	RH CASTER BRACKET
2	100753	2	LH CASTER BRACKET
3	701058M	2	CASTER, SOCKET ASY W/ZERK 360°
4	700191	2	CASTER SOCKET ASSY W/ZERK 180°
5	00749130	4	HHCS 1/2-13UNC 1-3/4 PL5
6	000170	4	UT 1/2 NC HEX PL
7	103767	2	WASHER,1-3/4 X 33/64 X 1/4
8	02985508	2	HALF FORK COMP
9	373024C	2	HUB W/BRG CUPS&GREASE FITTING
10	00752255	8	BOLT,HHCS 1/2 NF X 1 PL5
12	373024E	2	SEAL
13	00013701	4	BEARING CONE 1" ID
14	373024H	2	ASY,WHEEL & TIRE

OPTIONAL CASTER WHEELS - REAR MOWER PNEUMATIC (PART 1)

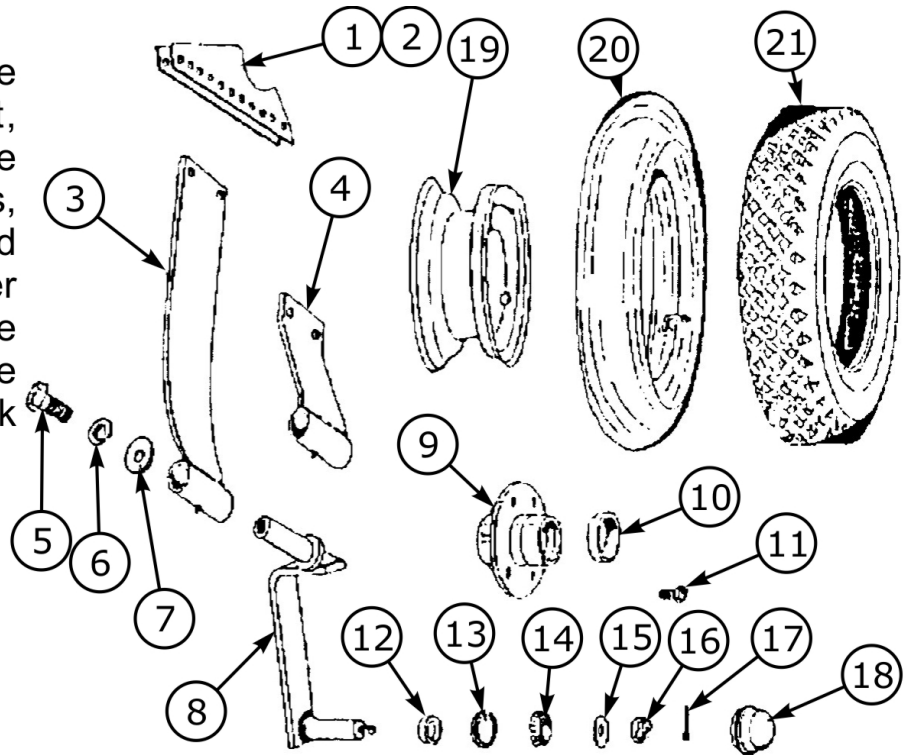
Caster Wheels are optional equipment, Items 1 & 2 show the field installed brackets, if the unit was ordered from factory with caster wheel on it then these brackets will already be welded to deck weldment.



ITEM	PART NO.	QTY.	DESCRIPTION
	700500	1	CASTER WHEEL PKG, PNEUMATIC 180° SWIVEL, FIELD INSTALL
	701056M	1	CASTER WHEEL PKG, PNEUMATIC 360° SWIVEL, FIELD INSTALL
	702882	1	PKG CSTR 180 PNEU
	702192	1	PKG.CSTR 360 PNEU
1	100752	2	CSTR BRKT RH, FIELD INSTALL
2	100753	2	CSTR BRKT LH, FIELD INSTALL
3	701058M	2	CSTR SCKT ASY W/ZERK 360 DEG.
4	700191	2	CSTR SCKT ASY W/ZERK 180 DEG.
	000142	4	BOLT
	000520	4	LOCKWASHER
	000170	4	NUT
5	000554	2	BOLT
6	000520	2	LOCKWASHER
7	103767	2	WASHER
8	100141	2	CSTR HALF FORK, LH OR RH
9	000621	2	HUB, W/ BRG CUPS
10	000226	4	BEARING CUP
11	00766771	8	NUT LUG 1/2 NF
12	000573	2	SPACER
13	000201	2	SEAL
14	000225	4	BEARING CONE

OPTIONAL CASTER WHEELS - REAR MOWER PNEUMATIC (PART 2)

Caster Wheels are optional equipment, Items 1 & 2 show the field installed brackets, if the unit was ordered from factory with caster wheel on it then these brackets will already be welded to deck weldment.

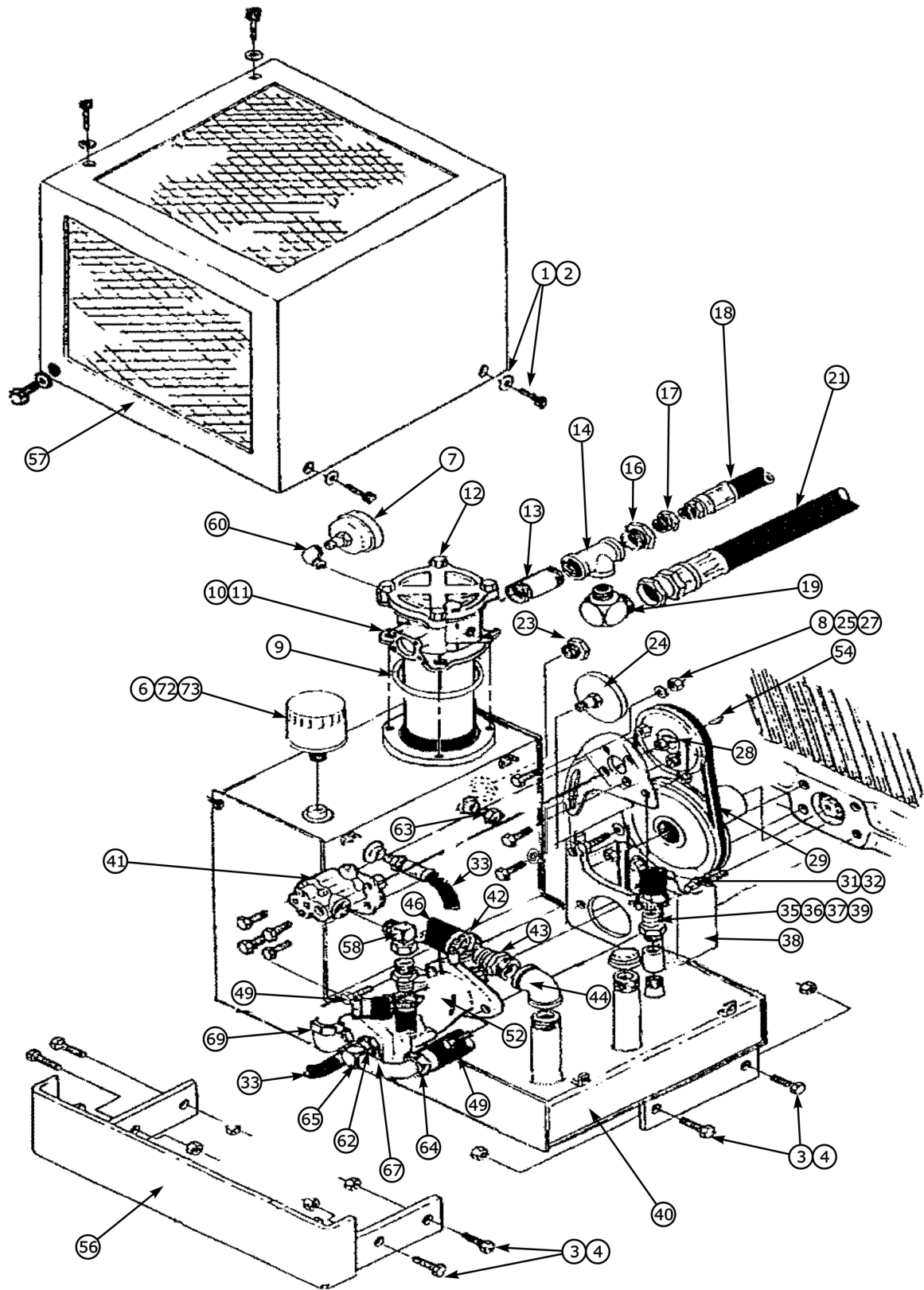


ITEM	PART NO.	QTY.	DESCRIPTION
15	101780	2	WASHER
16	000122	2	NUT, SLOTTED
17	000123	2	COTTER PIN
18	000247	2	HUB CAP
	000620	2	HUB COMPLETE, (ITEMS 9,12-14,18)
	702272	2	FORK ASY, LOWER (ITEMS 8,9,12-18)
19	000619	2	WHEEL, (TUBE TYPE TIRE)
20	000623	2	TUBE, (TUBE TYPE TIRE)
21	000618	2	TIRE, (TUBE TYPE)
	000617	2	WHEEL, TIRE & TUBE ASY

No Image Available

ITEM	PART NO.	QTY.	DESCRIPTION
1	--	-	OPTIONAL EQUIPMENT
2	702321	1	KNIFE GRINDER
3	700413	1	SET OF KNIFE STRGHTNG BARS
4	--	-	62" WING MOWER
5	703602	1	ROLLER SCRAPER KIT 62
6	105569	1	ROLLER,62 RUBBER (REPL BY)
7	702118	1	ROLLER, USE 703599 & 002342
8	--	-	74" WING MOWER
9	703603	1	ROLLER SCRAPER KIT 74
10	105570	1	ROLLER,74 RUBBER (REPL BY)
11	702120	1	ROLLER, USE 703600 & 002343
12	--	-	88" WING & REAR MOWER
13	703604	1	ROLLER SCRAPER KIT 88
14	105571	1	ROLLER,88 RUBBER (REPL BY)
15	702122	1	ROLLER, ASY, RUBBER
16	--	-	88" & 96" REAR MOWER

PUMP & TANK ASY - SINGLE PUMP - SINGLE WING (PART 1)

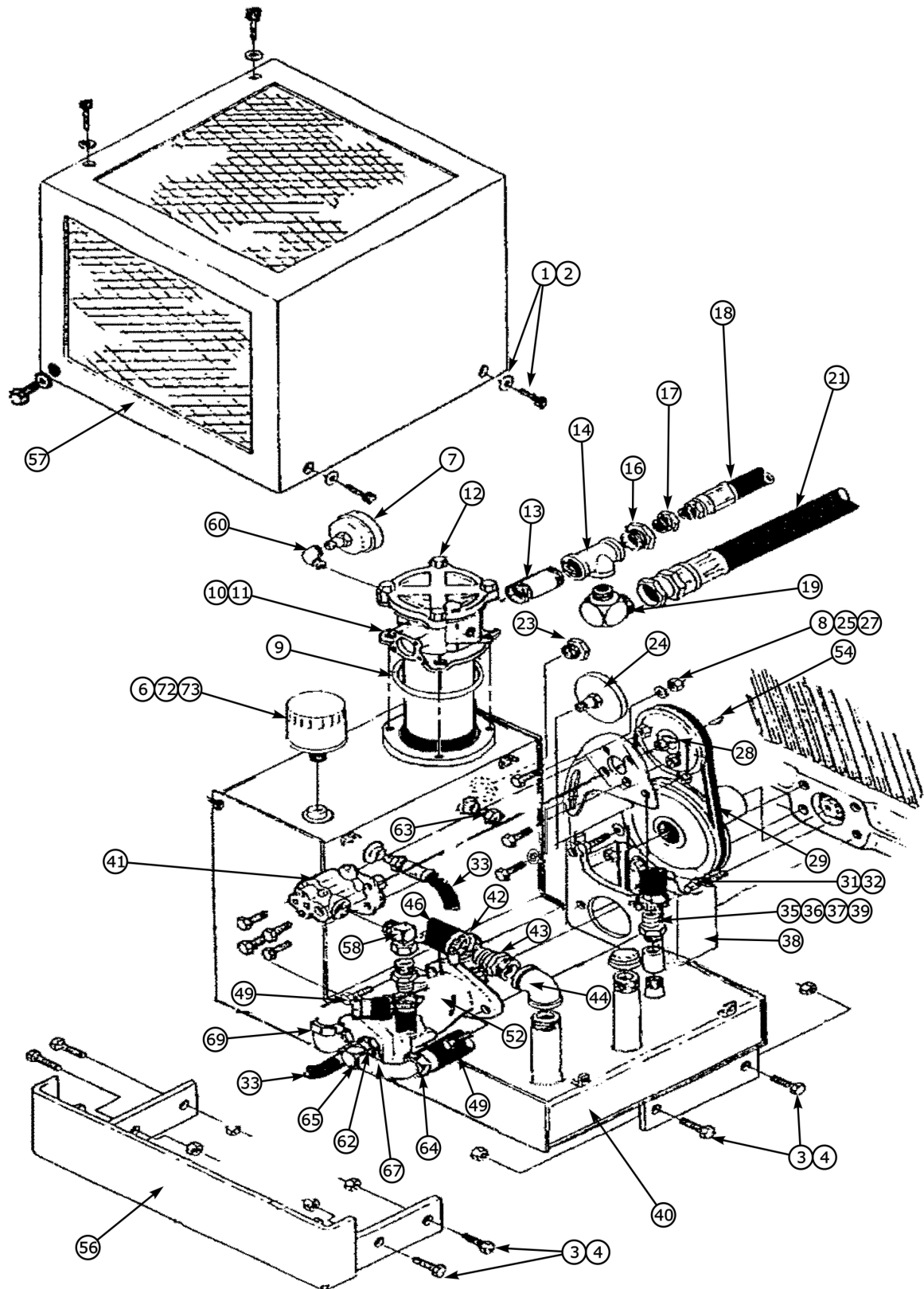


PUMP & TANK ASY - SINGLE PUMP - SINGLE WING (PART 1)

Continued...

ITEM	PART NO.	QTY.	DESCRIPTION
1	00751588	5	THUMB SCREW 1/4-20UNC-3/4LG
2	00024100	5	FLATWASHER STD 1/4 PL
3	00013300	8	HEXB 1/2 NC 2 PL5
4	00001800	11	LOCKNUT TLM 1/2 NC PLB
6	02968879	1	CAP, ASY, FILLER/BREATHER
7	02962963	1	DIAL INDICATOR-IN TANK FILTER
8	00752036	1	NUT TOPLOCK 3/8 NC PL
9	02967127	1	O-RING
10	00012101	4	LOCKWASHER, 3/8, HVY, PL
11	000645	4	HHCS 3/8 NC 7/8 PL5
12	02962617	1	FILTER ASSY W/ SHORT EXT TUBE
	02961001	1	FILTER ELEMENT
	02972678	1	SPRING FILTER CARTRIDGE
	02973782	1	VALVE FILTER BYPASS FOR MPF184
	02978349	1	FILTER COVER, FOR 02961000
	02961452	1	O-RING
	02978354	1	SEAL KIT FOR 02961000
	02978355	1	KIT NUTS AND BOLTS FOR 02961000
13	72414000	1	ADAPTER PIPE, 1-1/4 CLOSE NIPPL
14	00751468	1	ADP PIPE TEE 1-1/4FP
16	00751471	1	ADP PIPE, REDUCER, 20MP-16FP
17	001784	1	BUSHING-REDUCER 16MP-8FP
18	-----	1	REBUILT CYLINDER HEADOL EXCH 1
19	02958920	1	ADP HYD ELBOW 20MP -20MJIC 90
	02960408	1	ADP HYD 20MP - 20MJ 45?
21	-----	1	REBUILT CYLINDER HEADOL EXCH 1
23	02968880	1	GAUGE, SIGHT/TEMPERATURE
24	000810	1	THERMOMETER 20-240 DEGREE
25	00753642	1	HEXB 3/8 NC X 1-1/4 PL5
26	106513	1	BRACKET, BELT TENSION
27	00011100	1	FLATWASHER STD 3/8
28	106599	1	PULLEY 9/16 BORE 1/8 X 3/16 KW
29	106581	1	WLDMT, PULLEY 7/8-13 SPLINE
31	-----	4	REBUILT CYLINDER HEADOL EXCH 1
32	-----	4	REBUILT CYLINDER HEADOL EXCH 1
35	-----	1	REBUILT CYLINDER HEADOL EXCH 1
33	001859	1	HOSE #6 - 6FJX - 4MP - 19LG
36	00751505	2	HOSE CLAMP FOR #12 HOSE
37	001796	2	FITG HOSE BIB #12HOSE-#12MP
38	-----	1	REBUILT CYLINDER HEADOL EXCH 1
	02980134	1	BEARING 7/8" INTERSTATER D/L

PUMP & TANK ASY - SINGLE PUMP - SINGLE WING (PART 2)

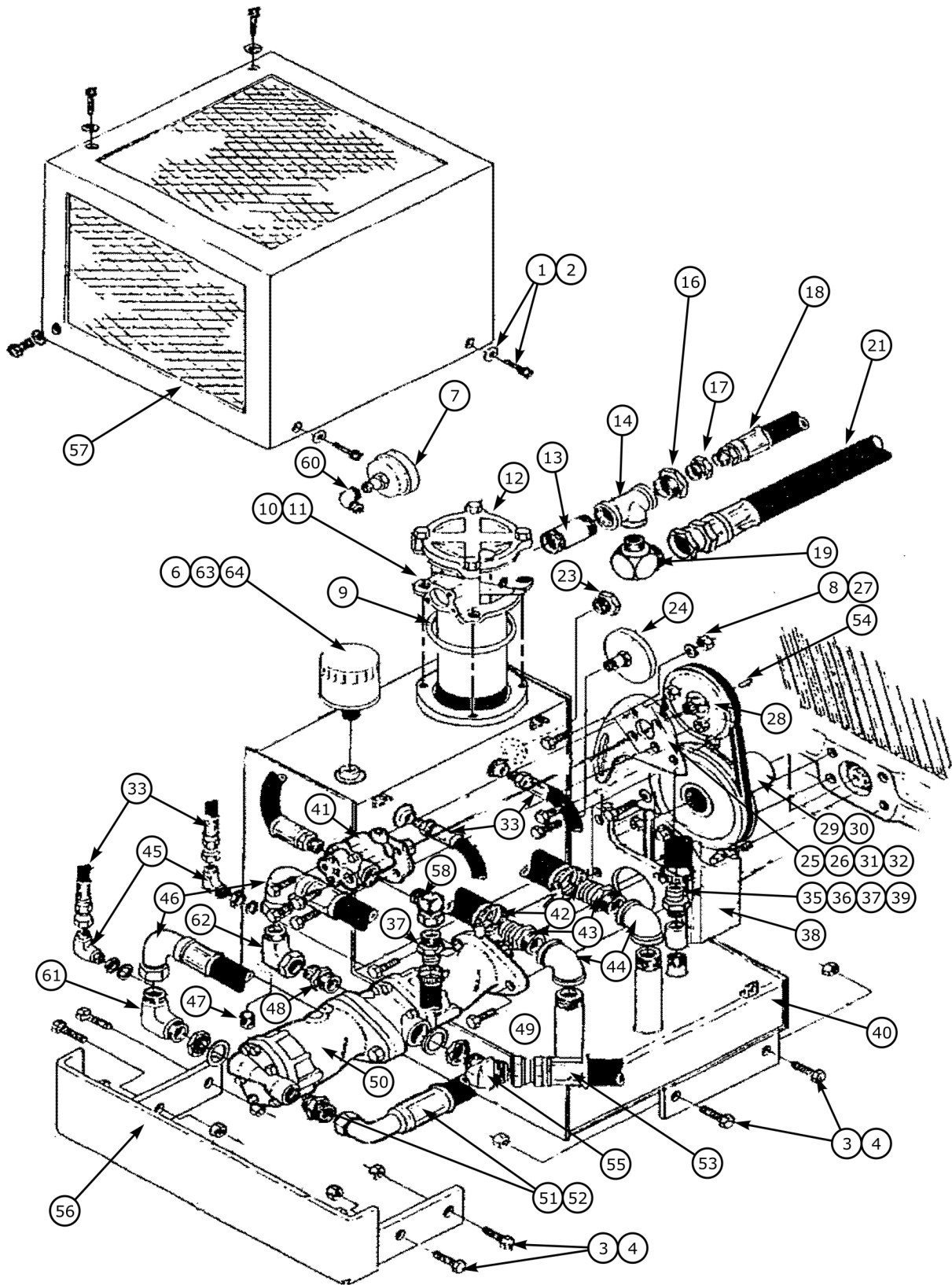


PUMP & TANK ASY - SINGLE PUMP - SINGLE WING (PART 2)

Continued...

ITEM	PART NO.	QTY.	DESCRIPTION
	02979636	1	BEARING 1" INTERSTATER D/L
39	001184	1	ADP,PIPE,COUPLER,12FP-12FP
40	02981119	1	WLDMT, TANK INTERSTATER
41	000889	1	PUMP-WEBSTER 43YB032-2L
	000010	4	HHCS 3/8 NF 7/8 PL5
	03101646	4	HIGH ALLOY, L/W 3/8 YZ
42	02026200	1	HOSE CLAMP,1-5/16 TO 2-1/4
43	03200300	1	HOSE BIB FITTING- 20MP-20 HOSE
44	02961115	1	ADP,PIPE,20FP-20FP,90DEG
46	001783	1	HOSE #20-20FJX90-BLANK-13LG
49	000141	2	HHCS 1/2NC X 1-1/2 PL5
	00019600	2	LOCKWASHER, 1/2, HVY, PL
52	00755650	1	ASSY,SINGLE FRONT PUMP 2.77CID
	001827	1	ASSY,SINGLE FRONT PUMP 2.28CID
54	002345	1	KEY 1/8 X 3/16 X 1 LONG
53	-----	1	REBUILT CYLINDER HEADOL EXCH 1
56	106572	1	WLDMT,BUMPER
57	02981124	1	TANK COVER WLDMT. INT
58	001798	1	ADP HYD ELBOW 12FPX- 8MP 90
59	001767	1	BELT,DRIVE (5L260)
60	00751596	1	ADP HYD ELBOW 4MP-4FP90
62	001573	1	ADP HYD,6MB-6MJ,STRAIGHT
63	00751003	1	PLUG, PIPE 1/4 NPTM STANDARD
64	02959154	1	ADP HYD ELBOW 16MJ -16FJX 45
65	001891	1	ADP HYD ELBOW 4MP - 6MJ
67	02043600	1	ADP HYD ELBOW 16MB -16MJ 45
69	02961098	1	ADP HYD ELBOW 20MB -20MJ 90
71	63078500	1	PIPE CAP 20 FP
72	00751984	6	STARWSHR #10 EXT TOOTH TY A PL
73	02969917	6	MACH METRIC 5-P0.8 - 12MM

PUMP & TANK ASY - TANDEM PUMP - DUAL WINGS (PART 1)

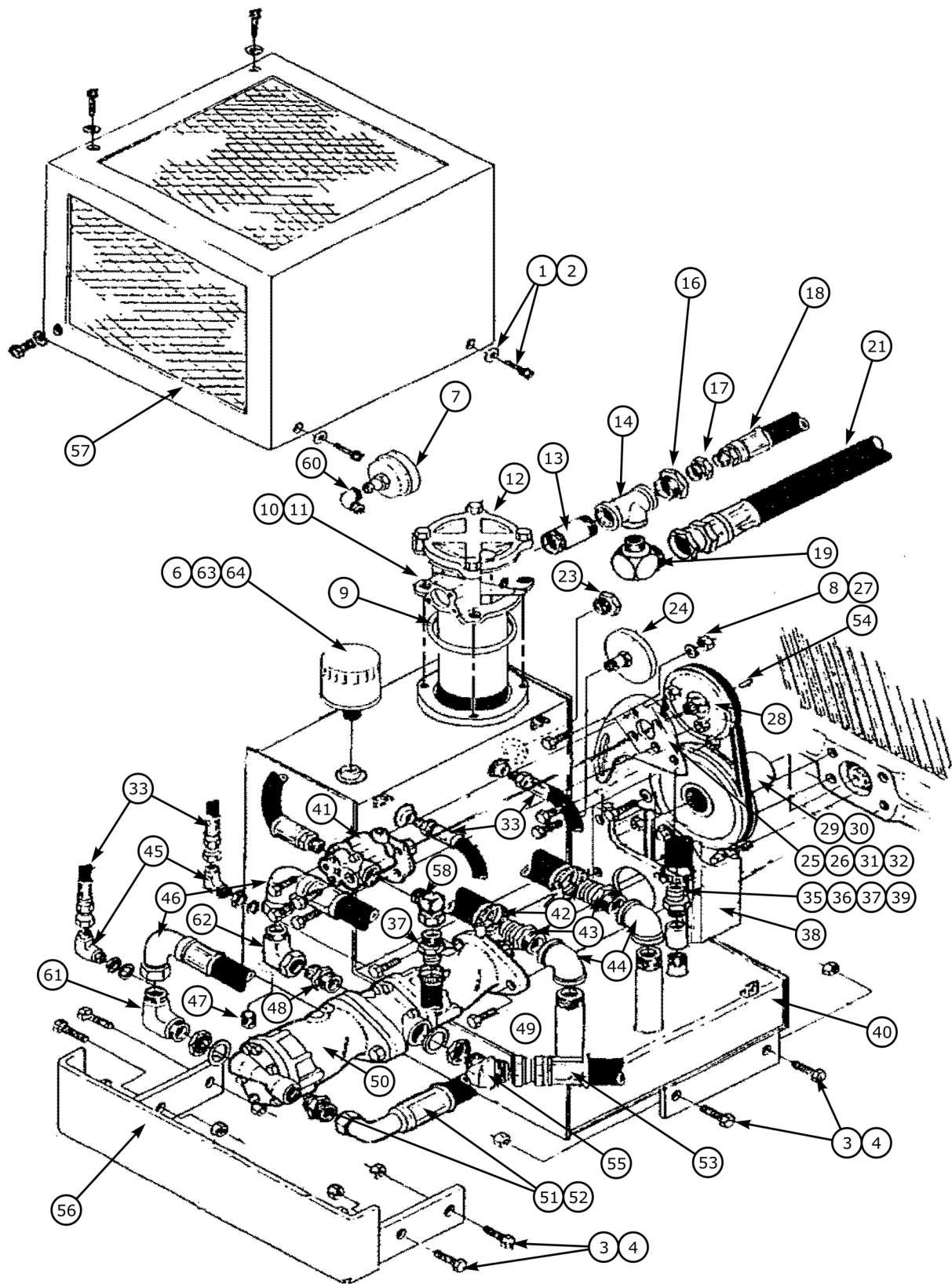


PUMP & TANK ASY - TANDEM PUMP - DUAL WINGS (PART 1)

Continued...

ITEM	PART NO.	QTY.	DESCRIPTION
1	00751588	5	THUMB SCREW 1/4-20UNC-3/4LG
2	00024100	5	FLATWASHER STD 1/4 PL
3	00013300	8	HEXB 1/2 NC 2 PL5
4	00001800	11	LOCKNUT TLM 1/2 NC PLB
6	02968879	1	CAP, ASY, FILLER/BREATHER
7	02962963	1	DIAL INDICATOR-IN TANK FILTER
8	00752036	1	NUT TOPLOCK 3/8 NC PL
9	02967127	1	O-RING
10	02049500	4	LOCKWASHER 3/8 HIGHCOLLAR
11	000645	4	HHCS 3/8 NC 7/8 PL5
12	02962617	1	FILTER ASSY W/ SHORT EXT TUBE
	02961001	1	FILTER ELEMENT
	02972678	1	SPRING FILTER CARTRIDGE
	02973782	1	VALVE FILTER BYPASS FOR MPF184
	02978349	1	FILTER COVER, FOR 02961000
	02961452	1	O-RING
	02978354	1	SEAL KIT FOR 02961000
	02978355	1	KIT NUTS AND BOLTS FOR 02961000
13	72414000	1	ADAPTER PIPE, 1-1/4 CLOSE NIPPL
14	00751468	2	ADP PIPE TEE 1-1/4FP
16	00751471	1	ADP PIPE, REDUCER, 20MP-16FP
17	63081000	1	REDUCER BUSHING 16MP-8FP
18	-----	1	REBUILT CYLINDER HEADOL EXCH 1
19	02958920	1	ADP HYD ELBOW 20MP -20MJIC 90
	02960408	1	ADP HYD 20MP - 20MJ 45?
21	-----	1	REBUILT CYLINDER HEADOL EXCH 1
23	02968880	1	GAUGE, SIGHT/TEMPERATURE
24	000810	1	THERMOMETER 20-240 DEGREE
25	00753642	1	HEXB 3/8 NC X 1-1/4 PL5
26	106513	1	BRACKET, BELT TENSION
27	00011100	1	FLATWASHER STD 3/8
28	106599	1	PULLEY 9/16 BORE 1/8 X 3/16 KW
29	702785	1	ASSY, PULLEY
30	00752228	1	PIN, SPIROL 3/8 X 1-1/2
31	-----	4	REBUILT CYLINDER HEADOL EXCH 1
32	-----	4	REBUILT CYLINDER HEADOL EXCH 1
33	001788	2	HOSE #6 - 6FJX - 4MP - 13LG
35	-----	1	REBUILT CYLINDER HEADOL EXCH 1
36	00751505	2	HOSE CLAMP FOR #12 HOSE
37	001796	2	FITG HOSE BIB #12HOSE-#12MP
38	-----	1	REBUILT CYLINDER HEADOL EXCH 1

PUMP & TANK ASY - TANDEM PUMP - DUAL WINGS (PART 2)

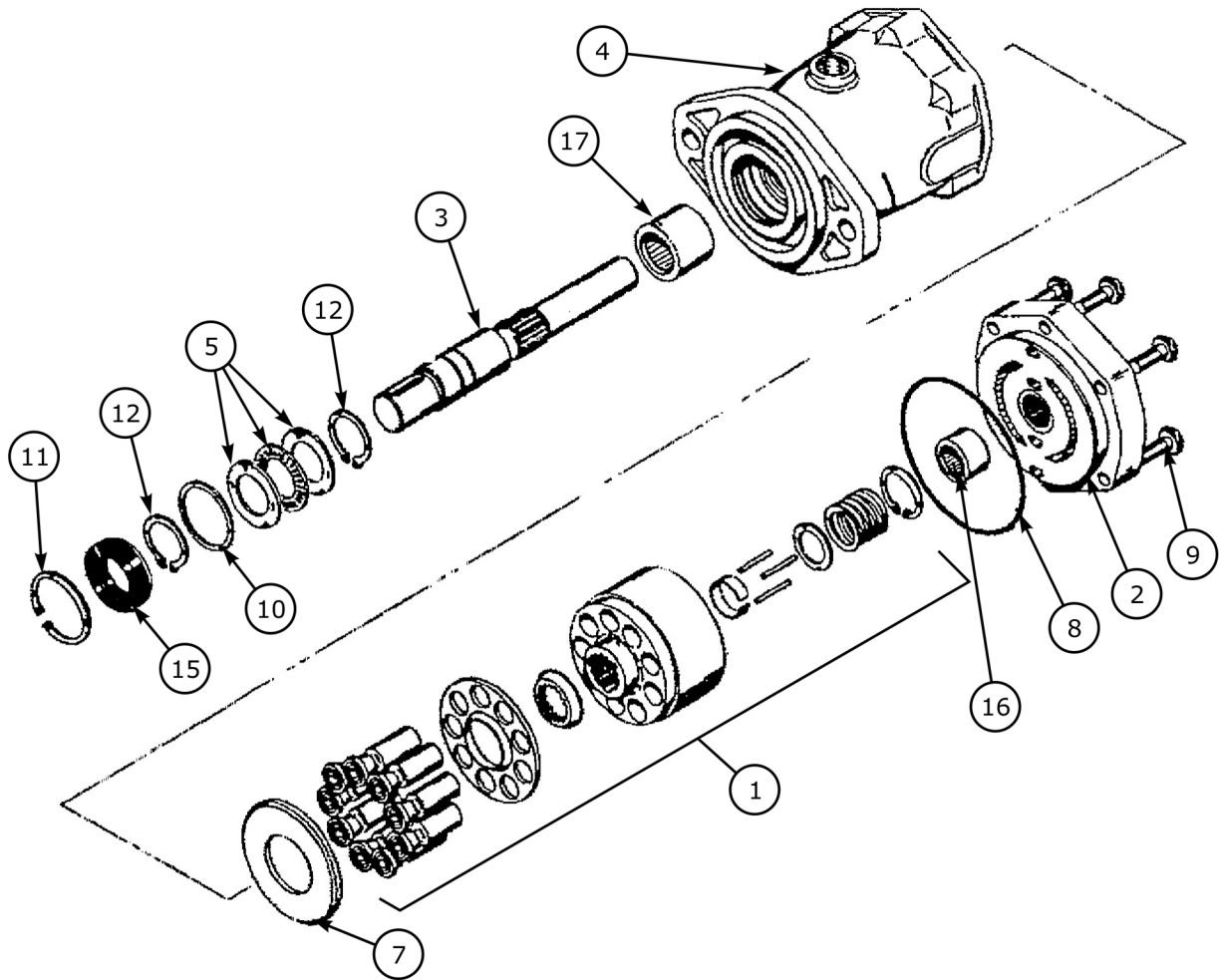


PUMP & TANK ASY - TANDEM PUMP - DUAL WINGS (PART 2)

Continued...

ITEM	PART NO.	QTY.	DESCRIPTION
	02980134	1	BEARING 7/8" INTERSTATER D/L
	02979636	1	BEARING 1" INTERSTATER D/L
39	001184	1	ADP,PIPE,COUPLER,12FP-12FP
40	02981119	1	WLDMT, TANK INTERSTATER
41	000889	1	PUMP-WEBSTER 43YB032-2L
	000010	4	HHCS 3/8 NF 7/8 PL5
	03101646	4	HIGH ALLOY, L/W 3/8 YZ
42	02026200	2	HOSE CLAMP,1-5/16 TO 2-1/4
43	03200300	2	HOSE BIB FITTING- 20MP-20 HOSE
44	02961115	2	ADP,PIPE,20FP-20FP,90DEG
45	63149100	2	ADP HYD ELBOW 6MB-6MJ90
46	001783	2	HOSE #20-20FJX90-BLANK-13LG
47	00752307	1	MAGNETIC PLUG 1/2 NPTM
48	02960807	2	ADP HYD STGHT 20MB -20MJ
49	00748823	2	HHCS 1/2-13UNC 1-1/2 PL5
	00019600	2	LOCKWASHER, 1/2, HVY, PL
50	001600	1	ASSY,TANDEM FRONT PUMP 2.77CID
	001732	1	ASSY,TANDEM FRONT PUMP 2.28CID
51	02957622	2	ADP HYD STGHT 16MB-16MJ
52	-----	1	REBUILT CYLINDER HEADOL EXCH 1
53	-----	1	REBUILT CYLINDER HEADOL EXCH 1
54	002345	1	KEY 1/8 X 3/16 X 1 LONG
55	02043600	1	ADP HYD ELBOW 16MB -16MJ 45
56	106572	1	WLDMT,BUMPER
57	02981124	1	TANK COVER WLDMT. INT
58	001798	1	ADP HYD ELBOW 12FPX- 8MP 90
59	001767	1	BELT,DRIVE (5L260)
60	00751596	1	ADP HYD ELBOW 4MP-4FP90
61	02961098	1	ADP HYD ELBOW 20MB -20MJ 90
62	02960407	1	ADP HYD ELBOW 20MJ -20FJX 90
63	00751984	6	STARWSHR #10 EXT TOOTH TY A PL
64	02969917	6	MACH METRIC 5-P0.8 - 12MM

PUMP ASY - SINGLE PUMP - SINGLE WING



PUMP ASY - SINGLE PUMP - SINGLE WING

Continued...

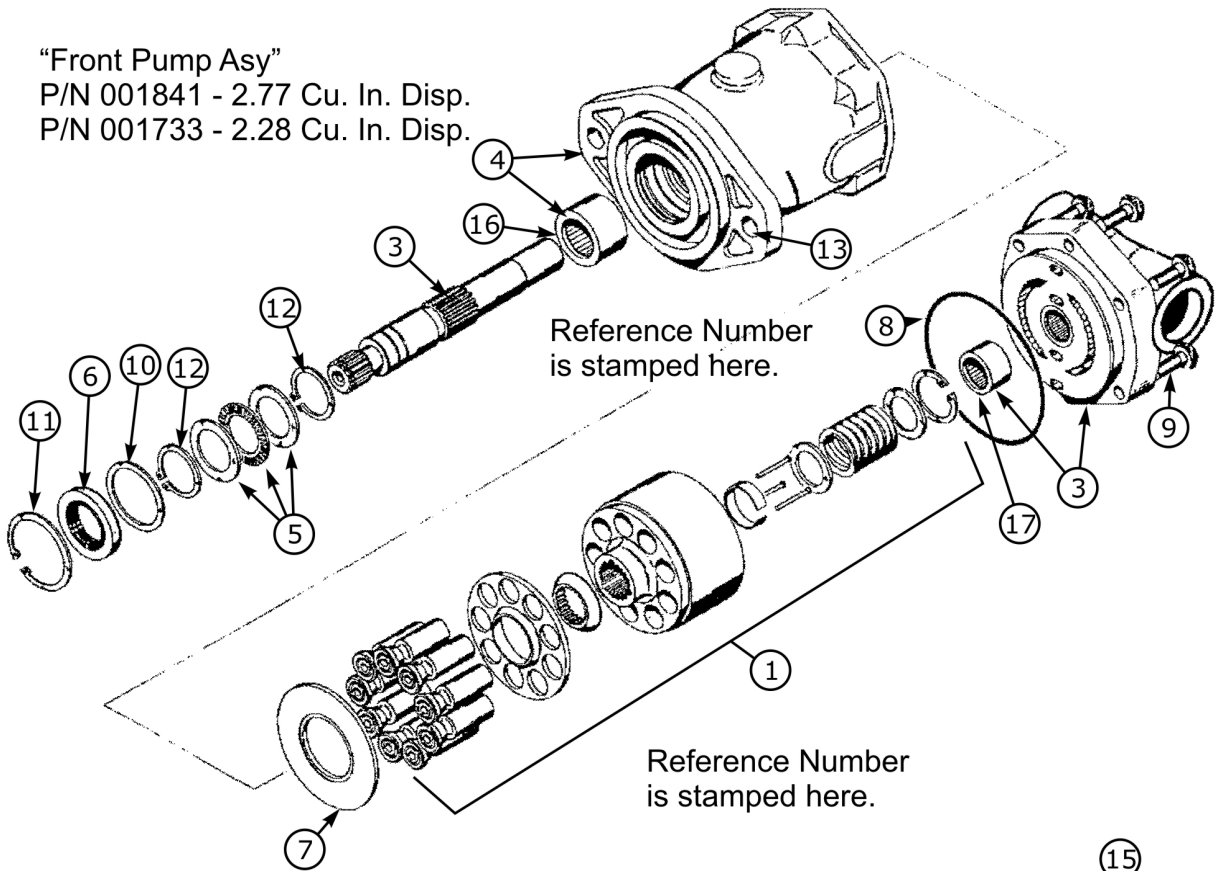
ITEM	PART NO.	QTY.	DESCRIPTION
	00755650	1	PUMP ASY, SINGLE FRONT 2.77 CID
	001827	1	PUMP ASY, SINGLE FRONT 2.28 CID
1	03200402	1	ROTATING KIT ASY
2	03200403	1	BACKPLATE ASY
3	03200404	1	SPLINED DRIVESHAFT
4	-----	1	HOUSING ASY W/B EARINGS
5	001644	1	THRUST BEARING & RACE SET
7	03200408	1	CAMPLATE INSERT
8	03200409	1	"O" RING
9	02766400	6	BOLT, HEX HEAD
10	03200411	1	WASHER
11	03200412	1	RETAINING RING
12	03200413	2	RETAINING RING
15	03200414	1	SHAFT SEAL
16	002339	1	BEARING, BACKPLATE
17	002340	1	BEARING, HOUSING
18	001648	1	SEAL KIT (REPLACES P/N 03200415)

PUMP ASY - TANDEM FRONT PUMP - DUAL WINGS

"Front Pump Asy"

P/N 001841 - 2.77 Cu. In. Disp.

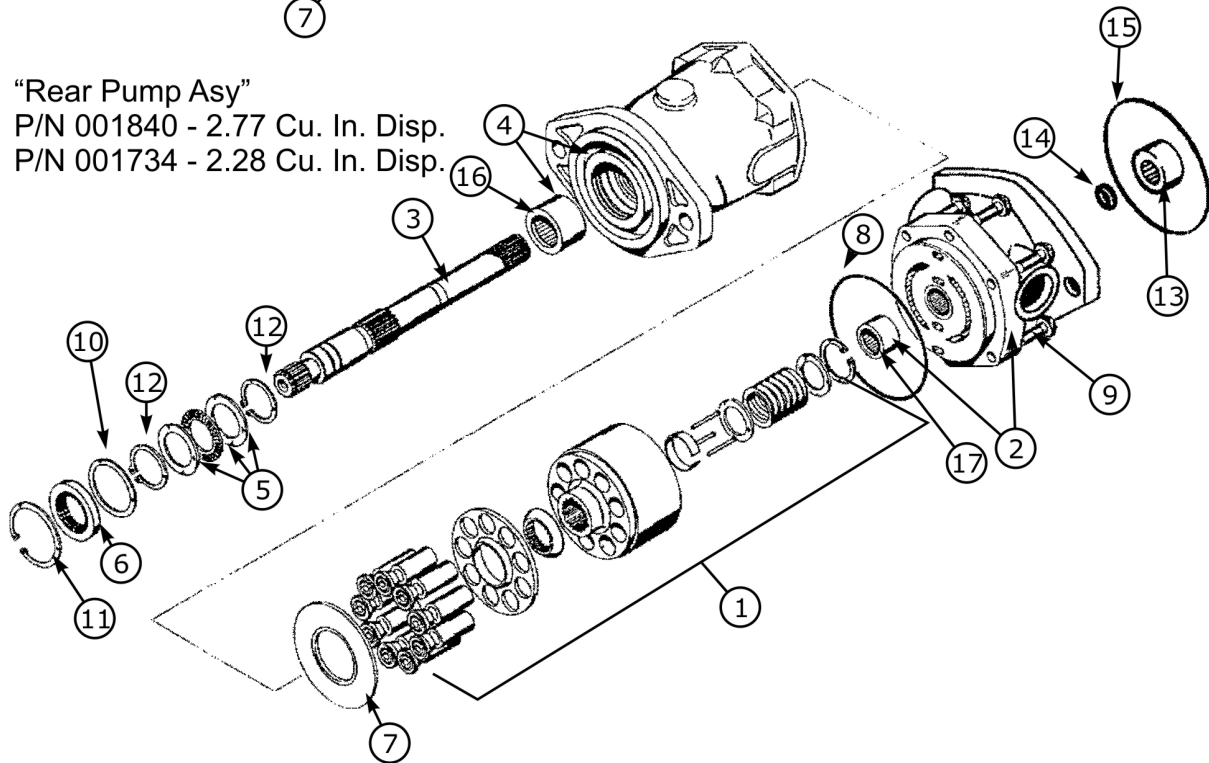
P/N 001733 - 2.28 Cu. In. Disp.



"Rear Pump Asy"

P/N 001840 - 2.77 Cu. In. Disp.

P/N 001734 - 2.28 Cu. In. Disp.



PUMP ASY - TANDEM FRONT PUMP - DUAL WINGS

Continued...

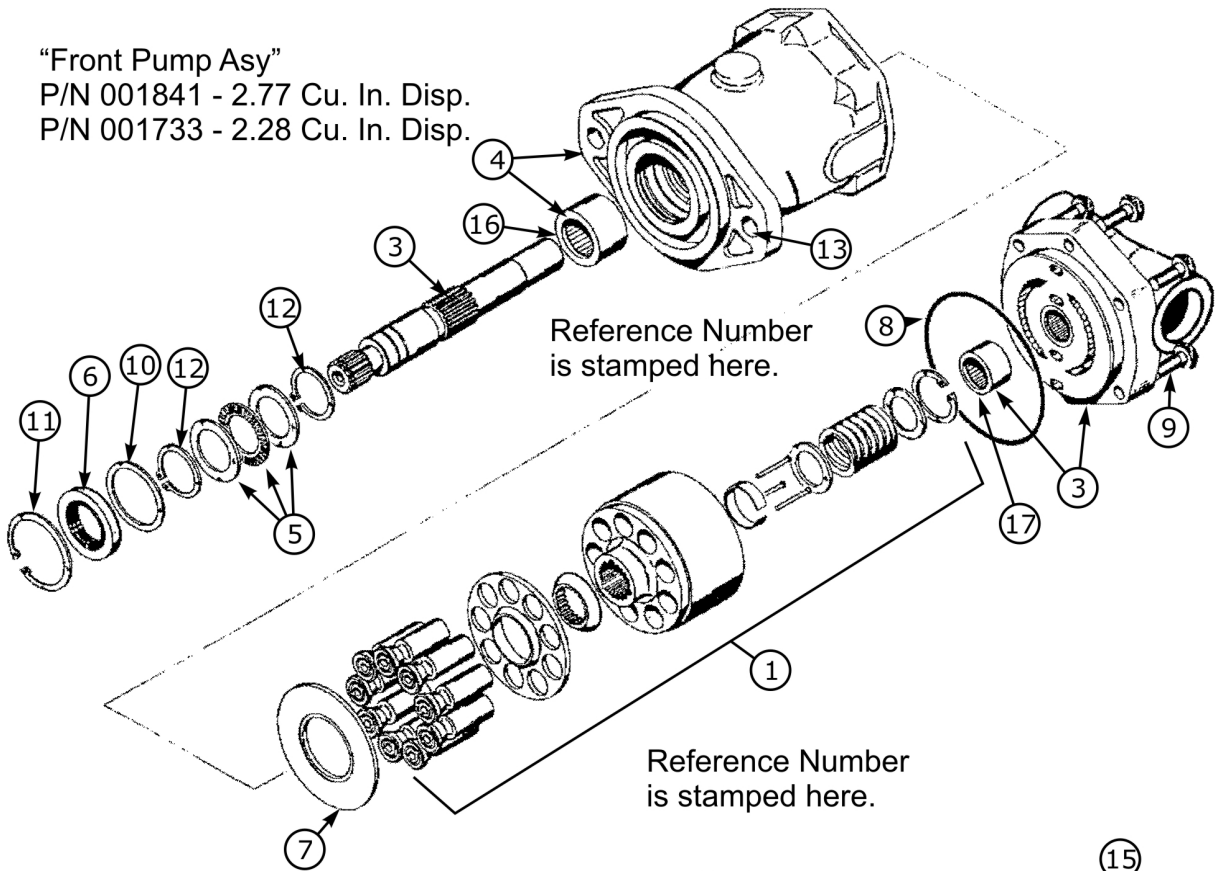
ITEM	PART NO.	QTY.	DESCRIPTION
	001841	1	PUMP ASY, FRNT SECTâ€™M N 2.77CID
	001733	1	PUMP ASY, FRNT SECTâ€™M N 2.28CID
1	03200402	2	ROTATING KIT ASY (F/ FRONT OR REAR PUMP)
2	001837	1	BACK UP PLATE ASY W/BRG (F/ FRONT PUMP)
3	001838	1	SHAFT, SPLINED (F/ FRONT PUMP)
4	NFS	1	HOUSING (NOT FURNISHED AS PARTS)
5	001644	2	BEARING & RACE SET
6	*	2	SHAFT SEAL (IN SEAL KIT)
7	03200408	2	CAMPLATE INSERT
8	*	2	O-RING (IN SEAL KIT)
9	02766400	6	BOLT, HEX HEAD 5/16"-NC X 1-1/2"
	001836	6	BOLT, HEX HEAD
10	03200411	2	WASHER
11	*	1	RETAINING RING (IN SEAL KIT)
12	*	1	RETAINING RING (IN SEAL KIT)
13	001844	2	BOLT, HEX HEAD (FRONT PUMP ONLY)
16	002339	2	BEARING,BACKPLATE ASY
17	002340	2	BEARING,HOUSING ASY
18	001648	1	KIT,PUMP SEAL KIT

PUMP ASY - TANDEM REAR PUMP - DUAL WINGS

"Front Pump Asy"

P/N 001841 - 2.77 Cu. In. Disp.

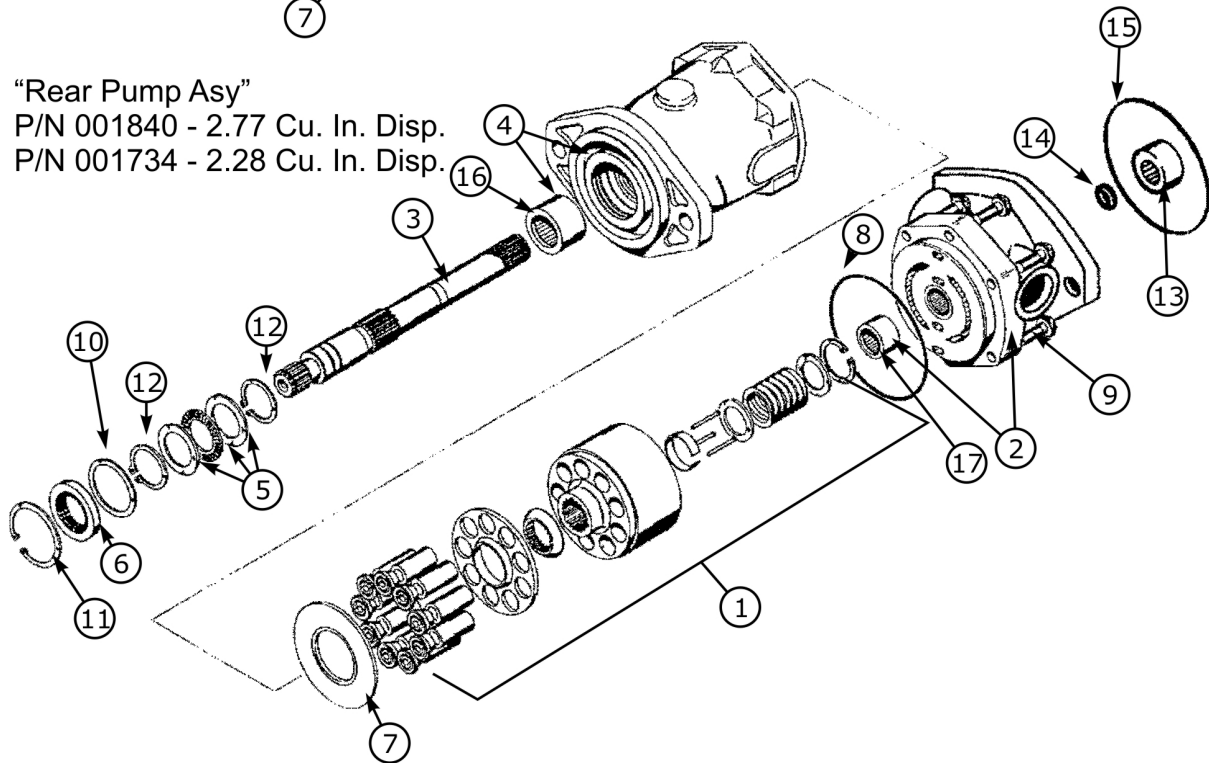
P/N 001733 - 2.28 Cu. In. Disp.



"Rear Pump Asy"

P/N 001840 - 2.77 Cu. In. Disp.

P/N 001734 - 2.28 Cu. In. Disp.

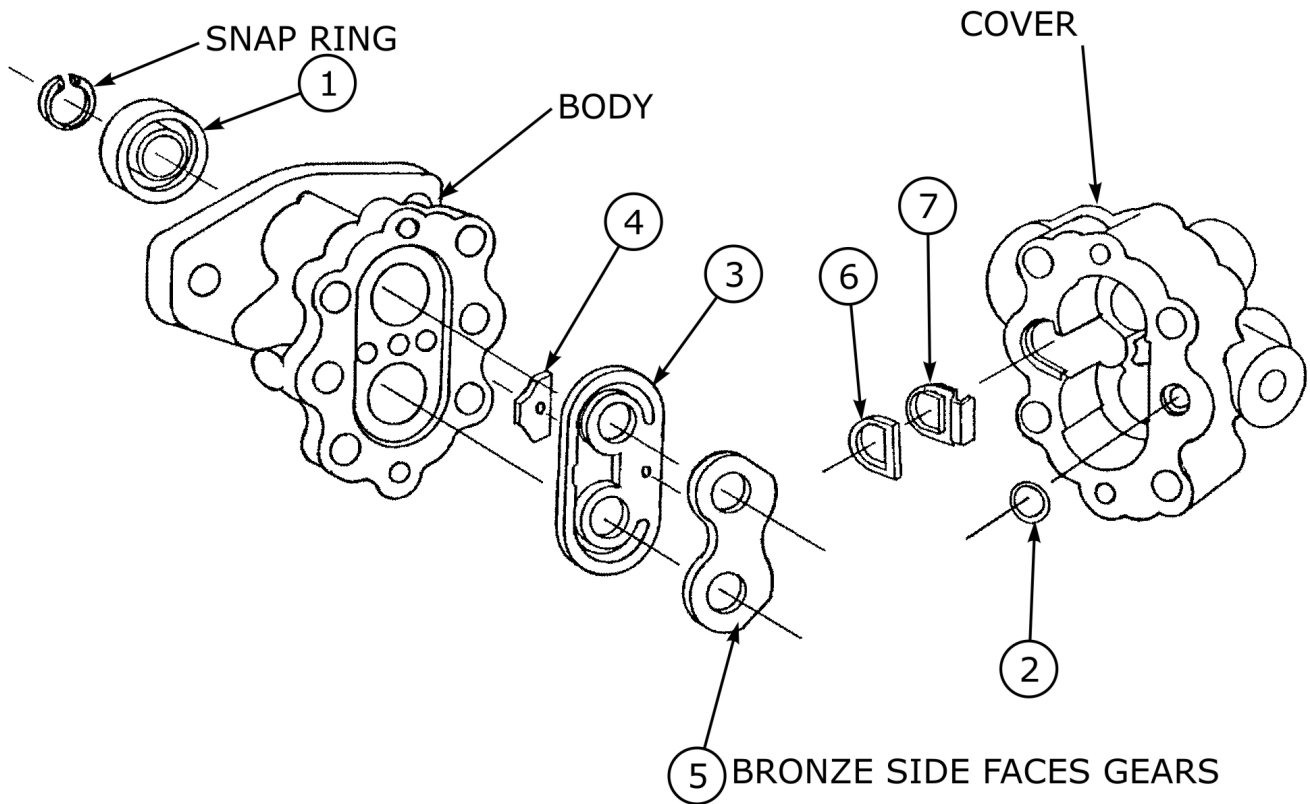


PUMP ASY - TANDEM REAR PUMP - DUAL WINGS

Continued...

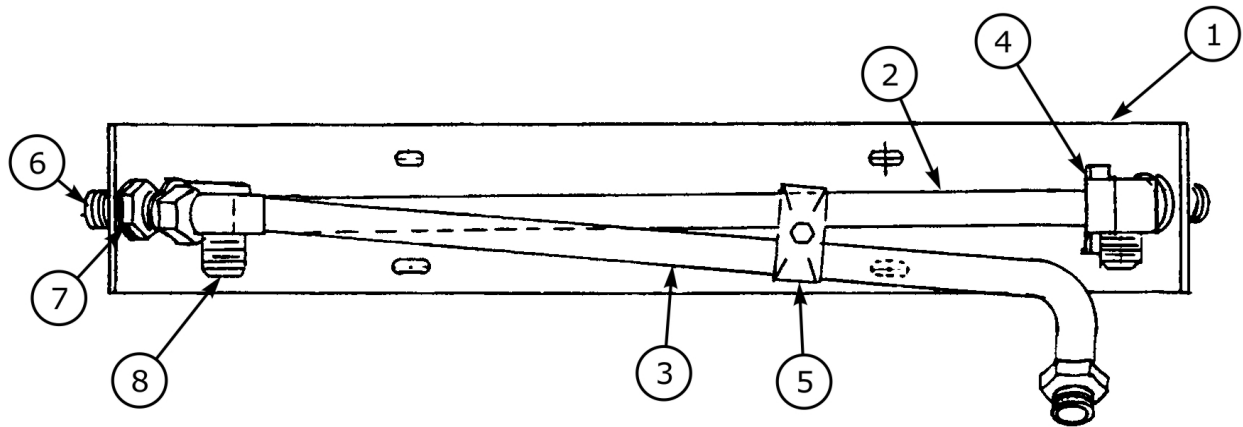
ITEM	PART NO.	QTY.	DESCRIPTION
	001840	1	PUMP ASY, REAR SECTâ€™M 2.77CID
	001734	1	PUMP ASY, REAR SECTâ€™M 2.28CID
1	03200402	2	ROTATING KIT ASY (F/ FRONT OR REAR PUMP)
2	001834	1	BACK UP PLATE ASY W/BRG (F/ REAR PUMP)
3	001835	1	SHAFT, SPLINED (F/ REAR PUMP)
4	NFS	1	HOUSING (NOT FURNISHED AS PARTS)
5	001644	2	BEARING & RACE SET
6	*	2	SHAFT SEAL (IN SEAL KIT)
7	03200408	2	CAMPLATE INSERT
8	*	2	O-RING (IN SEAL KIT)
9	02766400	6	BOLT, HEX HEAD 5/16"-NC X 1-1/2"
	001836	6	BOLT, HEX HEAD
10	03200411	2	WASHER
11	*	1	RETAINING RING (IN SEAL KIT)
12	*	1	RETAINING RING (IN SEAL KIT)
13	001839	1	COUPLER (REAR PUMP ONLY)
14	001843	1	RING, LOCK (REAR PUMP ONLY)
15	001842	1	O-RING (REAR PUMP ONLY)
16	002339	2	BEARING,BACKPLATE ASY
17	002340	2	BEARING,HOUSING ASY
18	001648	1	KIT,PUMP SEAL KIT

PUMP ASY, GEAR TYPE - FRONT P/N 000889 - HYD CYL SUPPLY



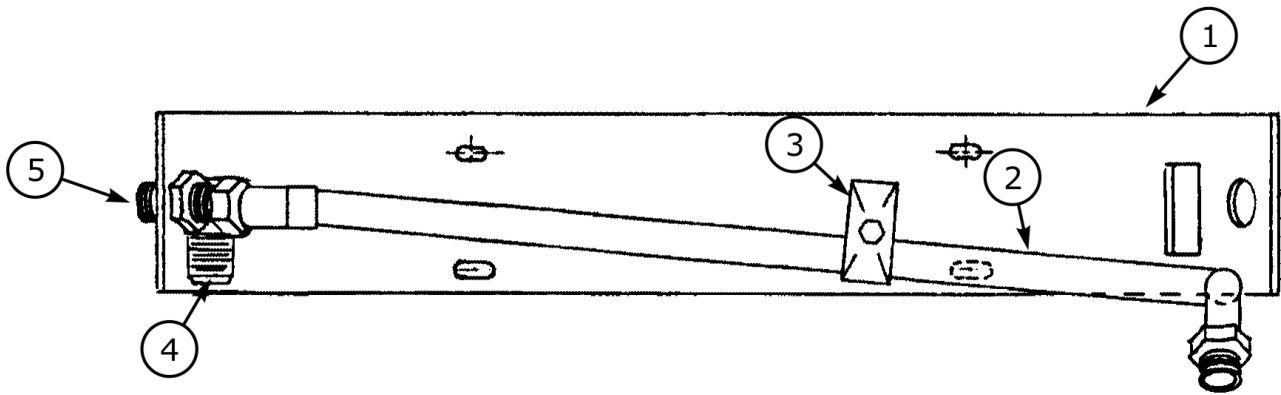
ITEM	PART NO.	QTY.	DESCRIPTION
	000889	1	GEAR PUMP ASY
1	*	1	SHAFT SEAL
	*	1	SEAL PLATE ASY (NOT SHOWN)
2	*	2	O-RING
3	*	1	SEAL ASY
4	*	1	ANTI-EXTRUSION BLOCK
5	*	1	WEAR PLATE
6	*	1	GASKET INSERT
7	*	1	BRIDGING INSERT
-	*	3	SCREW
	001235	1	KEY
	001015	1	PUMP REPAIR KIT - INCLUDES ALL * PARTS
	000001	4	BOLT
	000018	4	LOCKWASHER
	001000	2	SETSCREW

TUBING ASY HYD - DUAL WING ASY P/N 02963561



ITEM	PART NO.	QTY.	DESCRIPTION
1	02963563	1	MOUNTING PLATE
2	02963547	1	TUBE, MOTOR RETURN
3	02963546	1	TUBE, MOTOR PRESSURE
4	02742500	1	BULKHEAD FITTING 90 DEG.
5	02959283	1	CLAMP
6	00751846	1	BULKHEAD FITTING STRAIGHT
7	00749941	1	WASHER
8	002329	2	ADAPTER, SPECIAL
9	108278	1	SPACER (NOT SHOWN)

TUBING ASY HYD - SINGLE WING - ASY P/N 02963562



ITEM	PART NO.	QTY.	DESCRIPTION
	02963562	1	MNTG PLATE & TUBING ASY, HYD. PLBG, SINGLE WING
1	02963563	1	MOUNTING PLATE
2	02963546	1	TUBE, MOTOR PRESSURE
3	02959283	1	TUBE CLAMP
4	002329	1	BULKHEAD FITTING 90 DEG.
	02956918	1	CAP FITTING #16FJIC (NOT SHOWN)
5	00751846	1	BULKHEAD FITTING, STRAIGHT
6	108278	1	SPACER, (NOT SHOWN)

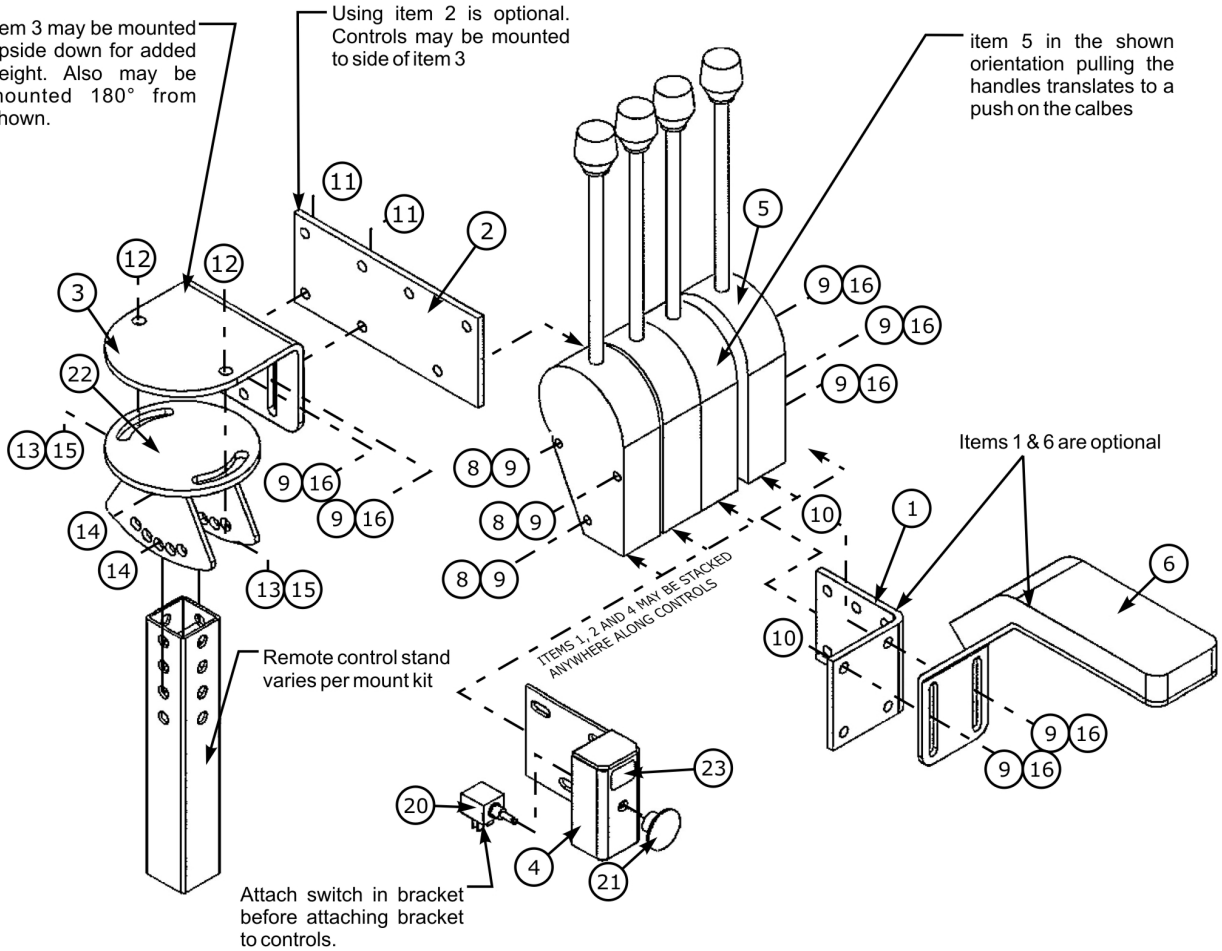
THIS PAGE INTENTIONAL LEFT BLANK

VALVE REMOTE CONTROL

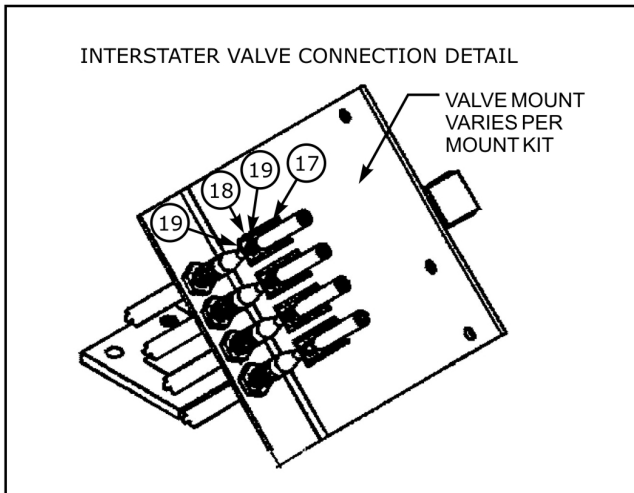
Item 3 may be mounted upside down for added height. Also may be mounted 180° from shown.

Using item 2 is optional. Controls may be mounted to side of item 3

item 5 in the shown orientation pulling the handles translates to a push on the calbes



INTERSTATER VALVE CONNECTION DETAIL



CONTROL CABLES

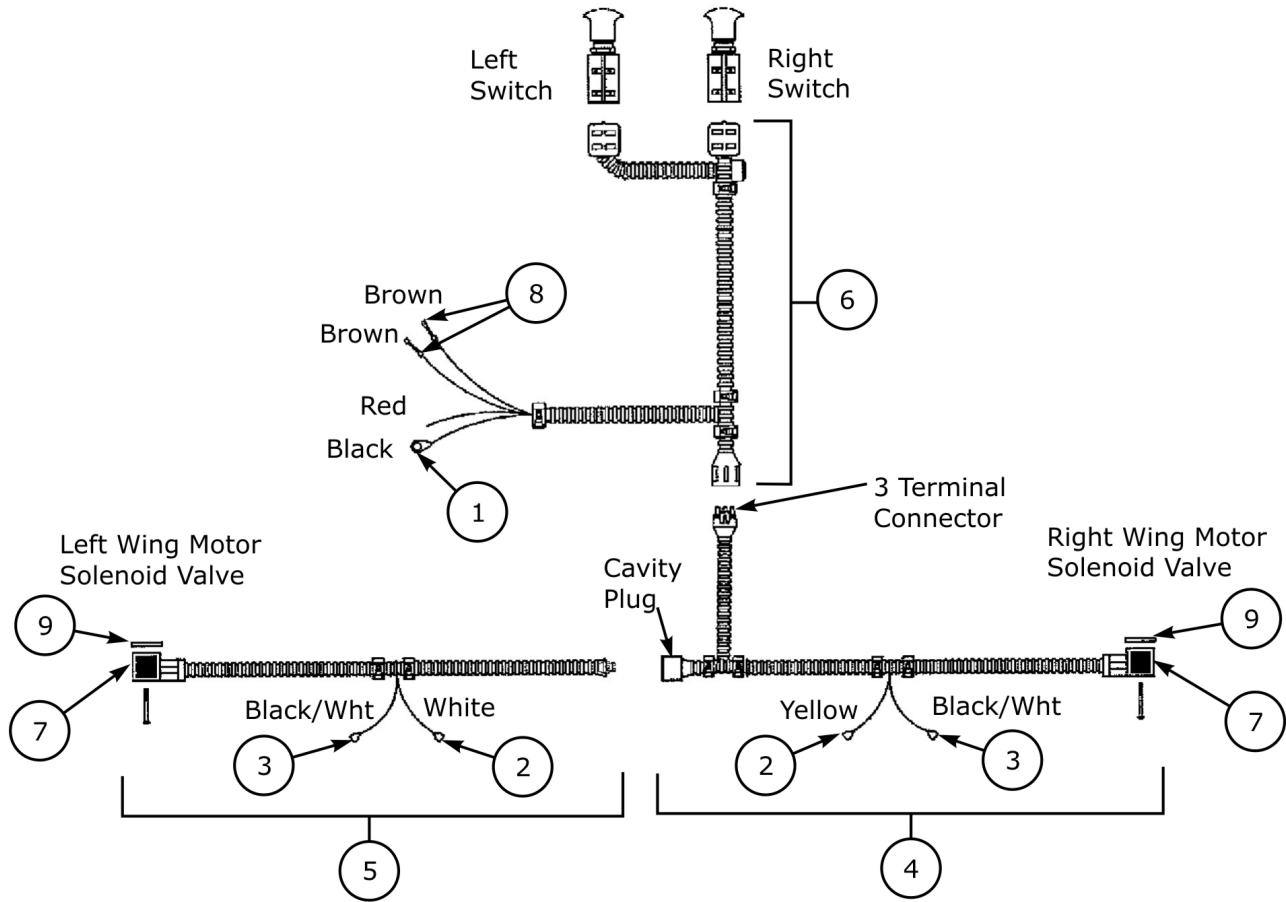
02971200	48" Lg	Cable - RVC to Bulkhead
02971201	60" Lg	Cable - RVC to Bulkhead
02971202	72" Lg	Cable - RVC to Bulkhead
02971203	102" Lg	Cable - RVC to Bulkhead

VALVE REMOTE CONTROL

Continued...

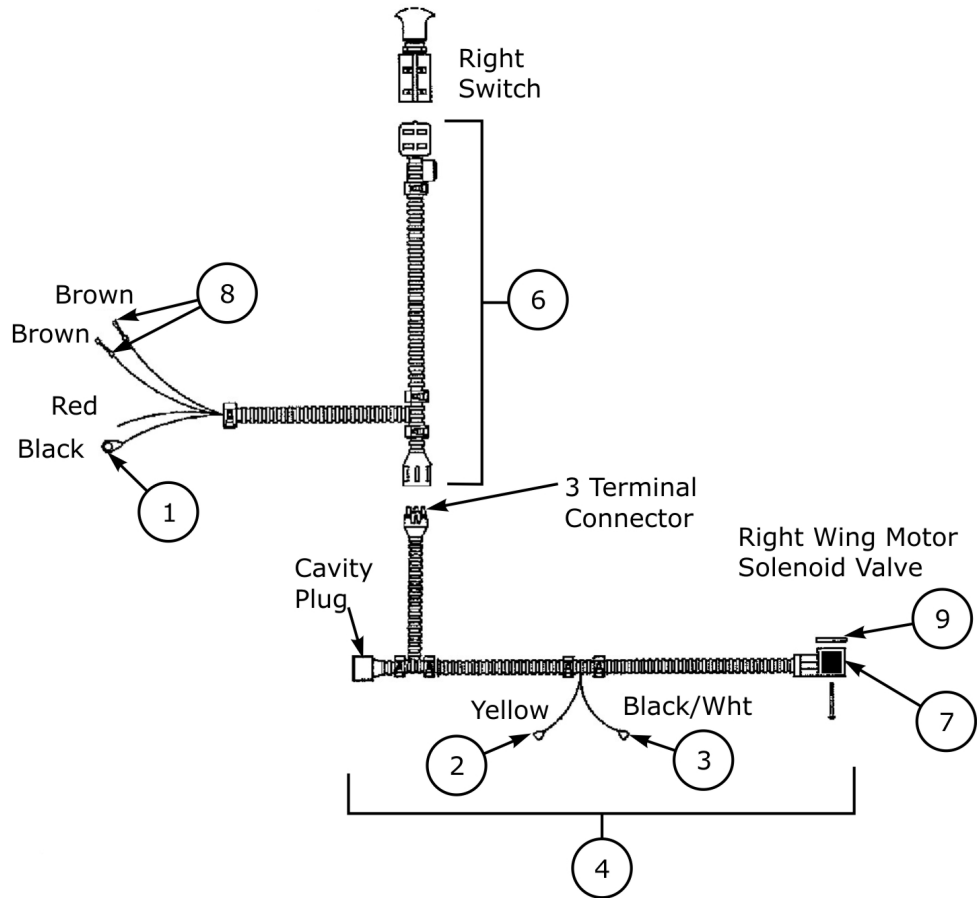
ITEM	PART NO.	QTY.	DESCRIPTION
1	02971188	1	BRACKET, ARM REST MOUNT
2	02971189	1	PLATE, MOUNT EXTENSION
3	02971190	1	BRACKET, PIVOT PLATE MOUNT
4	02971191	1	WELDMENT, SWITCH MOUNT
5	02971243	2	ASSEMBLY, SINGLE AXIS CONTROL STICK
6	02971260	1	ASSEMBLY, ARM REST
7	02971266	1	WELDMENT, BRACKET-VALVE CONNECT
8	02733700	3	BOLT (2-HANDLE)
	02965619	3	BOLT (4-HANDLE)
9	00023500	10	FLAT WASHER
10	00035900	2	BOLT
11	10119000	2	BOLT
12	00011400	2	BOLT
13	00011100	2	FLATWASHER
14	00059900	2	BOLT
15	0015800	4	LOCKNUT
16	00750940	7	LOCKNUT
17	001856	2	ROLL PIN
18	106721	2	CLEVIS
19	02962363	4	NUT
20	02964028	1	SWITCH, PUSH PULL
21	02964063	1	KNOB
22	02961489	1	PIVOT PLATE WELDMENT
23	02962748	1	DECAL, ON/OFF SWITCH
	02958203	1	WIRE HARNESS KIT (NOT SHOWN)

WIRE HARNESS - DUAL WINGS



ITEM	PART NO.	QTY.	DESCRIPTION
1	001028	2	TERMINAL RING
2	001170	2	SPADE TERMINAL, OUTER
3	001896	2	SPADE TERMINAL, INNER
4	002496	1	WIRE HARNESS ASY, RIGHT WING ONLY
5	002497	1	WIRE HARNESS ASY, LEFT WING ONLY
6	002498	1	WIRE HARNESS ASY COMPLETE, F/ ROPS TRACTOR
	002500	1	WIRE HARNESS ASY COMPLETE, F/ CAB TRACTOR
7	002504	2	CONNECTOR, W/ GASKET & SCREW
8	01159000	2	BUTT CONNECTOR, 10 - 12 GA
9	02976024	2	CONNECTOR GASKET

WIRE HARNESS - RH WING - FIRST OR ONLY



ITEM	PART NO.	QTY.	DESCRIPTION
1	001028	2	TERMINAL RING
2	001170	2	SPADE TERMINAL, OUTER
3	001896	2	SPADE TERMINAL, INNER
4	002496	1	WIRE HARNESS ASY, RIGHT WING
6	002499	1	WIRE HARNESS ASY COMPLETE, F/ ROPS TRACTOR
	002501	1	WIRE HARNESS ASY COMPLETE, F/ CAB TRACTOR
7	002504	2	CONNECTOR, W/ GASKET & SCREW
8	01159000	2	BUTT CONNECTOR, 10 - 12 GA
9	02976024	2	CONNECTOR GASKET



TO THE OWNER/OPERATOR/DEALER

To keep your implement running efficiently and safely, read your manuals thoroughly and follow these directions and the Safety Messages in this Manual. The Table of Contents clearly identifies each section where you can easily find the information you need.

The OCCUPATIONAL SAFETY AND HEALTH ACT (1928.51 Subpart C) makes these minimum safety requirements of tractor operators:

REQUIRED OF THE OWNER

1. Provide a Roll-Over-Protective Structure that meets the requirements of this standard.
2. Provide seat belts that meet the requirements of this paragraph of this standard and SAE J4C.
3. Ensure that each employee uses such seat belt while the tractor is moving.
4. Ensure that each employee tightens the seat belt sufficiently to confine the employee to the protected area provided by the ROPS.

REQUIRED OF THE OPERATOR

1. Securely fasten seat belt if the tractor has a ROPS.
2. Where possible, avoid operating the tractor near ditches, embankments, and holes.
3. Reduce speed when turning, crossing slopes, and on rough, slick, or muddy surfaces.
4. Stay off slopes too steep for safe operation.
5. Watch where you are going, especially at row ends, on roads, and around trees.
6. Do not permit others to ride.
7. Operate the tractor smoothly, no jerky turns, starts, or stops.
8. Hitch only to the draw bar and hitch points recommended by the tractor manufacturer.
9. When the tractor is stopped, set brakes securely and use park lock, if available.



Keep children away from danger all day, every day...



Equip tractors with rollover protection (ROPS) and keep all machinery guards in place...



Please work, drive, play and live each day with care and concern for your safety and that of your family and fellow citizens.

ALAMO INDUSTRIAL

Limited Warranty

1. Limited Warranties

- 1.01. Alamo industrial warrants for one year from the purchase date to the original non-commercial, governmental, or municipal purchaser ("purchaser") and warrants for six months to the original commercial or industrial purchaser ("purchaser") that the goods purchased are free from defects in material or workmanship.
- 1.02. Manufacturer will replace for the purchaser any part or parts found, upon examination at one of its factories, to be defective under normal use and service due to defects in material or workmanship.
- 1.03. This limited warranty does not apply to any part of the goods which has been subjected to improper or abnormal use, negligence, alteration, modification, or accident, damaged due to lack of maintenance or use of wrong fuel, oil, or lubricants, or which has served its normal life. This limited warranty does not apply to any part of any internal combustion engine, or expendable items such as blades, shields, guards, or pneumatic tires except as specifically found in your operator's manual.
- 1.04. Except as provided herein, no employee, agent, dealer, or other person is authorized to give any warranties of any nature on behalf of manufacturer.

2. Remedies And Procedures

- 2.01. This limited warranty is not effective unless the purchaser returns the registration and warranty form to manufacturer within 30 days of purchase.
- 2.02. Purchaser claims must be made in writing to the authorized dealer ("dealer") from whom purchaser purchased the goods or an approved authorized dealer ("dealer") within 30 days after purchaser learns of the facts on which the claim is based.
- 2.03. Purchaser is responsible for returning the goods in question to the dealer.
- 2.04. If after examining the goods and/or parts in question, manufacturer finds them to be defective under normal use and service due to defects in material or workmanship, manufacturer will:
 - (A) repair or replace the defective goods or part(s) or
 - (B) reimburse purchaser for the cost of the part(s) and reasonable labor charges (as determined by manufacturer) if purchaser paid for the repair and/or replacement prior to the final determination of applicability of the warranty by manufacturer. The choice of remedy shall belong to manufacturer.
- 2.05. Purchaser is responsible for any labor charges exceeding a reasonable amount as determined by manufacturer and for returning the goods to the dealer, whether or not the claim is approved. Purchaser is responsible for the transportation cost for the goods or part(s) from the dealer to the designated factory.

3. Limitation Of Liability

- 3.01. Manufacturer disclaims any express (except as set forth herein) and implied warranties with respect to the goods including, but not limited to, merchantability and fitness for a particular purpose.
- 3.02. Manufacturer makes no warranty as to the design, capability, capacity, or suitability for use of the goods.
- 3.03. Except as provided herein, manufacturer shall have no liability or responsibility to purchaser or any other person or entity with respect to any liability, loss, or damage caused or alleged to be caused directly or indirectly by the goods including, but not limited to, any indirect, special, consequential, or incidental damages resulting from the use or operation of the goods or any breach of this warranty. Notwithstanding the above limitations and warranties, manufacturer's liability hereunder for damages incurred by purchaser or others shall not exceed the price of the goods.
- 3.04. No action arising out of any claimed breach of this warranty or transactions under this warranty may be brought more than two (2) years after the cause of action has occurred.

4. Miscellaneous

- 4.01. Proper venue for any lawsuits arising from or related to this limited warranty shall be only in Guadalupe county, Texas.
- 4.02. Manufacturer may waive compliance with any of the terms of this limited warranty, but no waiver of any terms shall be deemed to be a waiver of any other term.
- 4.03. If any provision of this limited warranty shall violate any applicable law and is held to be unenforceable, then the invalidity of such provision shall not invalidate any other provisions herein.
- 4.04. Applicable law may provide rights and benefits to purchaser in addition to those provided herein.

Keep for your records

Attention: Purchaser should fill in the blanks below for his reference when buying repair parts and/or for proper machine identification when applying for warranty.

Alamo Industrial Implement Model _____ Serial Number _____
Date Purchased _____ Dealer _____

Attention:
Read your operator's manual



ALAMO INDUSTRIAL
1502 E. Walnut
Seguin, Texas 78155
830-379-1480

